

Reading Rookie



1

AUDIO CD INCLUDED

A*List

Introduction

Reading Rookie is a three-leveled series reading skills book for young learners that are designed to enhance young learners' vocabulary knowledge and reading competence.

Reading Rookie provides various stories based on the STEAM topics, which are interesting enough for young learners to read themselves. The themes are carefully selected to stimulate the curiosity and creativity of young learners. The fascinating illustrations and pictures will also help learners overcome the content difficulties and foster critical thinking and creativity.

STUDENT BOOK



The image shows the cover of the 'Unit 1 My Brother, Jack' student book. It features a green header with the unit title and a 'Get Ready' section. Below this is a photo of a boy and his baby brother. The 'Look & Answer' section contains three questions: 'The picture shows a boy and his baby brother. I heard.', 'They look very angry. happy.', and 'Do you want a baby brother?'. To the right, there are two sections: 'Listen, point, and say.' with icons for eye, diary, talk, walk, rip, and drink; and 'Follow the tones and check.' with a grid for matching words to pictures.

Get Ready

Get Ready includes a photo that relates to each topic, Look & Answer questions, six New Words, and a Word Activity to check the previous knowledge of learners.

• Look & Answer

Before beginning to read a new chapter, Look & Answer gives an opportunity to check the learners' prior knowledge by looking at the given photo and choosing the correct answers.

• New Words

New words of each unit's reading are provided with related pictures. Provided photos will also help students to understand the words better.

• Word Activity

Word activities are provided under the location of new words to check students' knowledge of the new words. The activities are fun and interesting as they range in many different forms.

Read

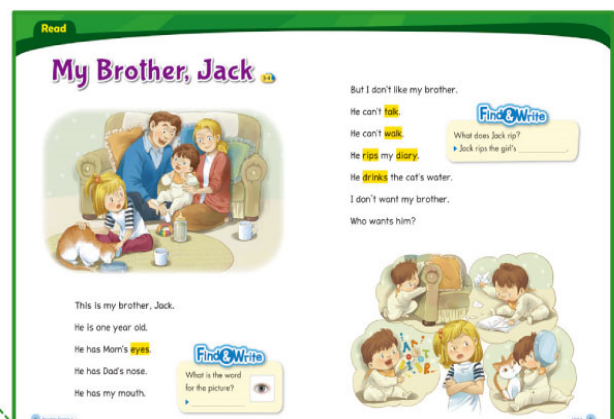
Read provides a reading passage with fascinating illustrations and two Find & Writes. This is the main reading passage of each unit.

• Reading Passage

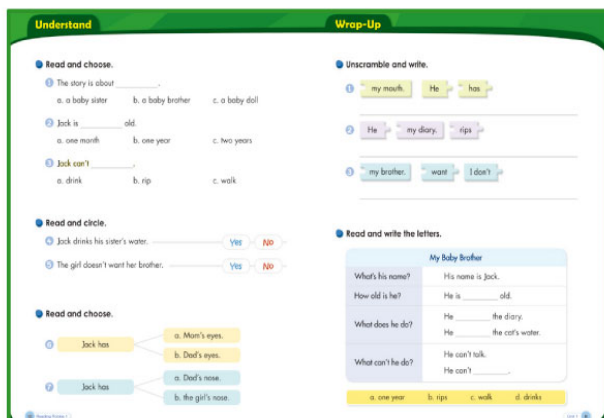
Each reading passage involves various stories based on the STEAM topics that are interesting to read. Each story includes appealing and engaging illustrations that help young learners to motivate in reading and to understand the passage better.

• Find & Write

There are two Find & Write questions in the Read section. The left side's Find & Write section is located for learners to find out the relevant word of a given photo and to write the word. The right side's Find & Write is for learners to check their understanding of a reading passage and write the correct answer. The key point of these questions is that students get to write down the answers after reading the passage.



The image shows a page from the 'Unit 1 My Brother, Jack' student book. It features a large illustration of a family sitting on a couch. Below the illustration, there is a 'Find & Write' section with a list of words: 'This is my brother, Jack.', 'He is one year old.', 'He has Mom's eyes.', 'He has Dad's nose.', 'He has my mouth.'. To the right, there is another 'Find & Write' section with a list of sentences: 'But I don't like my brother.', 'He can't talk.', 'He can't walk.', 'He rips my diary.', 'He drinks the cat's water.', 'I don't want my brother.', 'Who wants him?'. There are also two 'Find & Write' boxes with questions: 'What does Jack rip?' and 'What is the word for the picture?'. The page is numbered 101.



Understand

Understand section provides a variety of comprehension questions to check students' understanding of the reading passage.

• Questions

Various questions are to check the reading comprehension skills of learners. The types of questions vary from unit to unit.

Wrap-Up

Wrap-Up includes sentence activities and comprehension skill activities.

• Sentence Activity

Sentence activities offer students opportunities to expose to the advanced learning process based on the reading passage. The questions are fun to solve and they give more opportunities for young learners to check their understanding of the reading passage.

• Comprehension Skill Activity

These comprehension skill activities include the questions based on the contents of reading passages and they enhance students' comprehension skill. Such questions are carefully designed for each level of young learners.

WORKBOOK

Workbook offers learners opportunities to practice using the key words from the reading of each unit and helps expand their overall vocabulary knowledge. Moreover, it provides learners with further practice of sentence writings they have studied.

MY PORTFOLIO

My Portfolio is the final product of the Reading Rookie project. It presents students different types of written work in a real-life form. My Portfolio can be also used for students to make oral presentations. It will help students to transfer their reading and writing skills to speaking skills. This will result in improving students' language skills, content learning, and cognitive abilities, while, at the same time, building students' confidence and self-esteem.

WORD NOTE

Word Note is a great tool for students to memorize the vocabularies that they learnt in the Student Book and it also provides relevant sentences that are from each unit's reading passage.

AUDIO CD

The Audio CD contains sound tracks of the Student Book, which is a great source for the multimedia learning.

ON-LINE MATERIALS

Student Book / Workbook answer keys, Teacher's Tool, and Worksheets (Word lists and translation sheets) are also provided on-line at www.lwbooks.co.kr.

Contents

My Family

Unit 1  Literature

Fiction

My Brother, Jack 6

Unit 2  Social Studies

Fiction

Same and Different 12

My School

Unit 3  Social Studies

Fiction

Ready for School 18

Unit 4  Social Studies

Fiction

My School Time 24

Things at Home

Unit 5  Literature

Fiction

Where Is Pluto? 30

Unit 6  Math

Non -
Fiction

Numbers Everywhere 36

Animals

Unit 7  Science

Non - Fiction **Who Am I?** 42

Unit 8  Science

Fiction **Field Trip to the Museum** 48

My Friends

Unit 9  Social Studies

Fiction **Happy Halloween!** 54

Unit 10  Arts

Fiction **Art Class** 60

Vehicles

Unit 11  Engineering

Fiction **We're in Trouble** 66

Unit 12  Technology

Non - Fiction **Guess What?** 72

UNIT
1

My Brother, Jack

Get Ready



Subject: Literature



Look & Answer

- 1 The picture shows a boy and his **baby brother** friend .
- 2 They look very **angry** happy .
- 3 Do you want a baby brother?

● Listen, point, and say. 2




● Follow the lanes and check.

1		2		3		4	
<input type="checkbox"/> walk	<input type="checkbox"/> rip	<input type="checkbox"/> walk	<input type="checkbox"/> drink	<input type="checkbox"/> walk	<input type="checkbox"/> talk	<input type="checkbox"/> drink	<input type="checkbox"/> talk
<input type="checkbox"/> rip	<input type="checkbox"/> drink	<input type="checkbox"/> talk					

My Brother, Jack

3-4



This is my brother, Jack.

He is one year old.

He has Mom's eyes.

He has Dad's nose.

He has my mouth.

Find & Write

What is the word
for the picture?



▶ _____

But I don't like my brother.

He can't talk.

He can't walk.

He rips my diary.

He drinks the cat's water.

I don't want my brother.

Who wants him?

Find & Write

What does Jack rip?

▶ Jack rips the girl's _____.



● Read and choose.

- 1 The story is about _____.
- a. a baby sister b. a baby brother c. a baby doll
- 2 Jack is _____ old.
- a. one month b. one year c. two years
- 3 Jack can't _____.
- a. drink b. rip c. walk

● Read and circle.

- 4 Jack drinks his sister's water. Yes No
- 5 The girl doesn't want her brother. Yes No

● Read and choose.

- 6 Jack has a. Mom's eyes. b. Dad's eyes.
- 7 Jack has a. Dad's nose. b. the girl's nose.