

# Reading Monster



Level

1

## Authors



### Katie Scuirba

Adjunct Professor,  
University of San Diego  
Author  
Creative Writing Instructor  
Editor, *The Journal of Equity in Education*

- B.A. in Literatures of the World, University of California, San Diego
- M.F.A. in Creative Writing for Children
- M.S. in Elementary Education, Mercy College
- Ph.D. (in progress) - English Education, New York University
- Her work: *Oye, Celia!*, *Picnic*, *Let's Dance*, and many more.



### Joanna Page

Elementary School Teacher

- B.S. in Elementary Education, Florida State University
- M.A. in Special Education, California State University, San Marcos
- M.S. (in progress): Special Education and Teaching in the Special Education Setting



### Josephine Nobisso

Writing Consultant  
Publisher  
Author  
Cultural Arts Teacher

- B.S. in Traveling Contract, SUNY New Paltz
- Her work: *Shhh! The Whale Is Smiling*, *The Weight of a Mass*, *The Moon's Lullaby*, and many more.



### Sandy Lanton

Author  
Kindergarten Teacher

- B.S. in Psychology, Queens College
- M.S. in Early Childhood Education, Queens College
- Her work: *The Happy Hackers*, *Lots of Latkes*, *Daddy's Chair*, and many more.



### Jason Gots

Editorial Assistant,  
Random House Children's Books  
English Lecturer  
Author

- B.F.A. in Acting/English Literature, New York University
- M.A. in Developmental Psychology, Columbia University
- His work: *Once, There Were Dinosaurs*, *School Switch*, and many more.

### Michael A. Putlack

English Lecturer

### Mina Cheon

English Writer

### Se-Won Lee

English Writer

### Hannah Joo


English Writer



**Reading Monster** is a four-level series of reading comprehension books. This series is designed for EFL learners ranging from pre-elementary school through elementary school. It guides students to expand their general knowledge and improve their reading skills through theme-based fiction and non-fiction passages and captivating pictures and images. Special efforts have been made to adjust the difficulty so that the gap between each level is almost equal.

Level	Grade	Passage Length
Reading Monster 1	Preschool ~ Grade 1	30 ~ 40 words
Reading Monster 2	Preschool ~ Grade 1	30 ~ 50 words
Reading Monster 3	Grade 1 ~ Grade 2	40 ~ 60 words
Reading Monster 4	Grade 1 ~ Grade 2	50 ~ 70 words

Unit  
1



- Fiction  
- My Family and I


## I Am Turly!


### Picture Reading

- The picture shows **monsters / bears**.
- Count the monsters' legs. There are \_\_\_\_ legs.

### New Words

Look and match.

1  \*


3  \*


horn

tooth

tummy

hand

2  \*

4  \*

Unit 1 9

**Photo** activates students' background knowledge and prepares them to think about the theme.

**Picture Reading** enables students to talk about the provided photo to broaden their prior experience and background knowledge so that they can predict the story.

**New Words** introduces key vocabulary and gets students ready to read the passage. The various vocabulary activities and listening practice help students to acquire the key vocabulary.



**Passage** provides a methodically written story in order to bridge the gap between storybooks and reading comprehension skill books.

**Illustration** helps students better understand the passage and exercise their imagination.



**Stop and Look**  
Where is Turly? Find and circle him.

**Think and Speak**  
What is special about you?  
→ I have \_\_\_\_\_

**Stop and Look** engages students with the illustration related to the passage and builds up greater interest in reading.

**Think and Speak** provides students with a chance to review the passage and practice the key sentence structures with spoken words.



**Reading Practice** deepens students' understanding of the passage as well as gets students ready for the test format.

**Word Practice** is intended to review the key vocabulary and to expand students' vocabulary usage.



### Reading Practice

① Read and choose.



1 The story is about \_\_\_\_\_.

- Turly, the reading monster
- monsters and books
- Turly's friends



② Read, look, and check.

2 I have   horns.

red      silver

3 I have   hands.

small      big

4 I am   years old.

six hundred      sixty

③ Read and circle.

5 I have many books cookies.

6 I love eating reading.

### Word Practice


① Read, look, and write.

I have three sharp \_\_\_\_\_.

I have a big \_\_\_\_\_.

I have a blue \_\_\_\_\_.

horns    tooth    tummy




### Skill Practice

① Read and write the letters.

I am Turly!

I have ...



silver

teeth

two big hands


a big tummy

a sharp  b horns

**Skill Practice** is aimed at improving students' reading skills and helping them to read the written form as meaningful language.

### Listening Practice

① Listen and chant.




I have silver horns.

I have sharp teeth.

I have a big tummy.



I am Turly.



I am a monster.



### Writing Practice

① Unscramble and write.

1  

2  

14 Reading Monster 1

**Listening Practice** provides a chant based on the passage to capture students' interest and strengthen the key sentence structure.

**Writing Practice** allows students to build up their sentence writing skills.

# Contents

## My Family and I .....



**Unit 1** I Am Turly! fiction | ..... 9



**Unit 2** What Do I Have? fiction | ..... 15

## Growing Up .....



**Unit 3** Super Kid fiction | ..... 21



**Unit 4** Little Brother, Big Brother fiction | ..... 27

## Weather .....



**Unit 5** Weather Report nonfiction | ..... 33



**Unit 6** Rainbow Sisters fiction | ..... 39

## My Town



**Unit 7** Mr. Odd Is Fun!

fiction

45



**Unit 8** At Night

nonfiction

51

## Animals



**Unit 9** My Dinosaur on the Playground

fiction

57



**Unit 10** A Jungle Party

fiction

63

## Plants



**Unit 11** Thank You, Tree

fiction

69



**Unit 12** The Lettuce Farmer

nonfiction

75

