

Space Telescope

LEVEL

4

Planet Earth

READING

JUICE for KIDS

Non-fiction Reading in Science and Social Studies



AUDIO CD included

Contents



4 About Reading Juice for Kids Series



6 **Unit 1** Sweet Midas **Science**



10 **Unit 2** Mayonnaise by Accident **Social Studies**



14 **Unit 3** Inside a Mommy's Tummy **Science**



18 **Unit 4** Living in Space **Social Studies**

22 **Vocabulary Check 1**



24 **Unit 5** Don't Kill Spiders **Science**



28 **Unit 6** Dog Attack! **Social Studies**



32 **Unit 7** Black Polar Bears **Science**



36 **Unit 8** Tiny but Dangerous **Social Studies**

40 **Vocabulary Check 2**





42 Unit 9 Coral Reefs **Science**



46 Unit 10 The Bermuda Triangle **Social Studies**



50 Unit 11 Life is Everywhere **Science**



54 Unit 12 The Little Black Lady Who Said No **Social Studies**

58 Vocabulary Check 3



60 Unit 13 Racing Cheese **Social Studies**



64 Unit 14 Chameleon Rock **Social Studies**



68 Unit 15 Gloves for Ears **Social Studies**



72 Unit 16 The Fingers of God **Social Studies**

76 Vocabulary Check 4

78 Glossary



About Reading Juice for Kids Series

Photo allows to start the lesson smoothly and engage students into reading.

Passage provides methodically written non-fiction articles to broaden students' knowledge in school subjects of science and social studies.

Unit 1



Sweet Midas

Get Ready

1. What tastes sweet and what tastes sour?

lemon	banana	candy	vinegar
sweet			sour

2. Listen and repeat the sentences.

- My soup **tastes** too salty.
- It is a **miracle** that the blind girl can see again.
- You can **stick** the poster on the wall.
- The concert **lasts** for two hours.
- I am very **proud** of my test results.

6

Sweet Midas

Do you fight about eating vegetables with your mom? Then, here is some great news for you. There is a way to make anything taste sweet. You can simply eat "miracle fruit!"

The miracle fruit is an African berry. It does strange things to your taste buds. Taste buds are on your tongue. They tell your brain how the food in your mouth tastes.

Now, it is time to do the magic. Put the miracle fruit in your mouth and chew it for about a minute. The miracle fruit will stick to your taste buds. Then, the taste buds will tell the brain that everything you eat is sweet. That is how the miracle fruit tricks your taste buds. Sour lemons will taste just like sweet oranges. Even a bitter medicine will taste just like sweet candy. But be careful! The magic only lasts about an hour.

If you have the miracle fruit, you will not fear eating any vegetables or taking any medicines. You will love spinach and carrots. And your mom will be very proud of you.



7

Get Ready

Background Knowledge activates students into talking to predict the main idea of the passage with their prior knowledge about the topic.

Vocabulary introduces the key words of the passage in sentences with listening practice. The English definition of each word appears in the Glossary on page 78.

Build Vocabulary confirms the meaning of the key words in various contexts with questions in test format.

Sweet Midas

Check Comprehension


1 Choose the correct answers.

1. What is the passage mainly about?

- what the miracle fruit tastes like
- how the miracle fruit works
- why the miracle fruit tricks you


2. What will a bitter medicine taste like after eating the miracle fruit?

a




candy

b



lemon

c



pepper

3. According to the passage, which is true?

- The miracle fruit is an African orange.
- Your taste buds tell your brain the taste of the food.
- The taste of sour lemon tricks your taste buds.

2 Fill in the blanks.

4. You have to _____ the miracle fruit for about a minute.

5. The magic of the miracle fruit _____ for an hour.

Build Vocabulary

1 Complete the sentences.

stick
proud
taste
miracle

- To make cookies _____ sweet, add extra sugar to the dough.
- I felt _____ of myself after running a full marathon.
- Tina and I will _____ together as friends forever.
- It is a _____ if Mom lets me play video games late at night.

Organize Information

1 Complete the graphic organizer.

The Miracle Fruit Experiment

Eat _____	
The miracle fruit _____	▼
Eat a sour lemon.	▼
The taste buds _____	▼
Your brain believes _____	▼

a sour lemon is sweet

the miracle fruit _____

tell your brain _____

sticks to your taste buds

Check Comprehension prepares students to get familiar with test format questions as well as confirms students' understanding of the passage.

Organize Information helps students to verify and summarize the knowledge they obtained through reading.



Sweet Midas

Get Ready

1. What tastes sweet and what tastes sour?

lemon

banana

candy

vinegar

sweet

sour

2. Listen and repeat the sentences. 

- My soup **tastes** too salty.
- It is a **miracle** that the blind girl can see again.
- You can **stick** the poster on the wall.
- The concert **lasts** for two hours.
- I am very **proud** of my test results.

Do you fight about eating vegetables with your mom? Then, here is some great news for you. There is a way to make anything taste sweet. You can simply eat “miracle fruit!”

The miracle fruit is an African berry. It does strange things to your taste buds. Taste buds are on your tongue. They tell your brain how the food in your mouth tastes.

Now, it is time to do the magic. Put the miracle fruit in your mouth and chew it for about a minute. The miracle fruit will stick to your taste buds. Then, the taste buds will tell the brain that everything you eat is sweet. That is how the miracle fruit tricks your taste buds. Sour lemons will taste just like sweet oranges. Even a bitter medicine will taste just like sweet candy. But be careful! The magic only lasts about an hour.

If you have the miracle fruit, you will not fear eating any vegetables or taking any medicines. You will love spinach and carrots. And your mom will be very proud of you.

miracle
fruit



taste bud



Check Comprehension

Choose the correct answers.

1. What is the passage mainly about?

- a** what the miracle fruit tastes like
- b** how the miracle fruit works
- c** why the miracle fruit tricks you

2. What will a bitter medicine taste like after eating the miracle fruit?



candy



lemon



pepper

3. According to the passage, which is true?

- a** The miracle fruit is an African orange.
- b** Your taste buds tell your brain the taste of the food.
- c** The taste of sour lemon tricks your taste buds.

Fill in the blanks.

4. You have to _____ the miracle fruit for about a minute.

5. The magic of the miracle fruit _____ for an hour.

Build Vocabulary

Complete the sentences.

stick proud taste miracle

1. To make cookies _____ sweet, add extra sugar to the dough.
2. I felt _____ of myself after running a full marathon.
3. Tina and I will _____ together as friends forever.
4. It is a _____ if Mom lets me play video games late at night.

Organize Information

Complete the graphic organizer.

The Miracle Fruit Experiment

Eat _____.

The miracle fruit _____.

Eat a sour lemon.

The taste buds _____ the lemon is sweet.

Your brain believes _____.

 a sour lemon is sweet

 tell your brain

 the miracle fruit

 sticks to your taste buds

Unit 2




mayonnaise by Accident

Get Ready

1. What do you need to make mayonnaise?

tomato	flour	potato	cream	egg
onion	garlic	soy sauce	water	oil

2. Listen and repeat the sentences. 

- My computer got a virus by **accident**.
- I can **beat** you in basketball.
- We have **run out of** milk.
- We went hiking **instead** of swimming.
- A magnet can **attract** things made of iron and steel.

It is in your sandwich. It is in your salad. It is mayonnaise! How was mayonnaise invented? It was by accident.

In 1756, the French and the British were fighting a war against each other. A French duke beat the British in a big battle. To celebrate the victory, the duke's chef cooked a special meal. The chef usually used cream and eggs to make his sauce. But there was no cream left in the kitchen. So the chef used olive oil instead.

Oil and water do not mix with each other. Instead, they push each other away. But egg yolk attracts oil. It also attracts water. The egg yolk keeps the water and oil together. So, egg yolks make mayonnaise possible.

If the French chef had not run out of cream, we would not have mayonnaise today. So, mayonnaise was a happy accident!



Check Comprehension

Choose the correct answers.


1. What is the passage mainly about?

- a the invention of mayonnaise
- b the battle between France and Britain
- c the chef and his special meal


2. What makes Mayonnaise possible?



cream



egg white



egg yolk

3. According to the passage, which is NOT true?

- a The duke's chef usually used cream and eggs for his sauce.
- b Mayonnaise was invented after a lot of studying.
- c The chef cooked with olive oil.

Fill in the blanks.

4. _____ and water push each other away.

5. The chef prepared a special meal to _____ the victory.

Build Vocabulary


🕒 Complete the sentences.

accident instead attracts run out of

1. A trap with cheese _____ rats.
2. Potato chips were invented by _____.
3. One sunny day, we went on a picnic _____ of studying.
4. The clock has _____ battery.

Organize Information

🕒 Complete the graphic organizer.



 **the British in a battle**

 **a special meal**

 **olive oil, water, and egg yolk**

 **no cream left**

mommys
tummy

Inside a Mommy's Tummy

Get Ready

1. What do you sense with these body parts?

eyes -

ears -

nose -

skin -

hearing

sight

smell

touch

2. Listen and repeat the sentences. 🎧

- My **tummy** gets huge when I eat a lot.
- I like to **beat** the drum.
- The stomach **digests** the food we eat.
- An **unborn** baby is in a mommy's tummy.
- Hot peppers taste very **spicy**.