

LEVEL

1



READING



AUDIO CD Included

JUICE for KIDS

Non-fiction Reading in Science and Social Studies

Contents

4 About Reading Juice for Kids Series



6 **Unit 1** Elephant Families **Science**



10 **Unit 2** A Small Water World **Science**



14 **Unit 3** City Life or Country Life? **Social Studies**



18 **Unit 4** The Deep Sea Robot **Science**

22 **Vocabulary Check 1**



24 **Unit 5** Frogs or Toads? **Science**



28 **Unit 6** Tricky Trees **Science**




32 **Unit 7** The Summer Olympic Games **Social Studies**



36 **Unit 8** From Feathers to Pens **Social Studies**

40 **Vocabulary Check 2**





42 **Unit 9** From an Egg to an Ostrich **Science**



46 **Unit 10** Desert Plants **Science**



50 **Unit 11** Let's Make a Banana Split **Social Studies**



54 **Unit 12** Life of Magma **Science**

58 **Vocabulary Check 3**



60 **Unit 13** A Grandpa Can Dance! **Social Studies**



64 **Unit 14** Sketches of Future Machines **Social Studies**



68 **Unit 15** The Journey of Rain **Science**



72 **Unit 16** Hunters or Scavengers? **Science**

76 **Vocabulary Check 4**

78 **Glossary**



About Reading Juice for Kids Series

Photo allows to start the lesson smoothly and engage students into reading.

Passage provides methodically written non-fiction articles to broaden students' knowledge in school subjects of science and social studies.

The screenshot shows a reading page with a red header. On the left, a photo of elephants is labeled 'Unit' and 'trunk'. The main title is 'Elephant Families'. Below it is a 'Get Ready' section with two parts: '1. What do elephants have?' and '2. Listen and repeat.' The first part has a grid of words: ears, trunks, legs, skin, long, strong, gray, big. The second part has a grid of words: learn, carry, caring, spend, trunk, grab. On the right, a passage about elephant families is shown, with a photo of an elephant and a callout 'grab'. The page number '6' is at the bottom left.

Unit

trunk

Elephant Families

Get Ready

1. What do elephants have?

ears	trunks		
legs	skin		
long	strong	gray	big

2. Listen and repeat.

learn	carry	caring
spend	trunk	grab

We live in families. Elephants live in families, too. Mother elephants and baby elephants live together. But father elephants live on their own.

Mother elephants teach their babies. Babies learn to use their trunks. They learn to carry water with their trunks. And they learn to grab leaves with their trunks.

Elephants spend a lot of time with their families. They eat together. They play together. They take baths together. And they talk to each other.

Elephants look after each other. They have caring families. Just like your family!

grab

6

Get Ready

Background Knowledge activates students into talking to predict the main idea of the passage with their prior knowledge about the topic.

Vocabulary introduces the key words of the passage with listening practice. The English definition of each word appears in the Glossary on page 78.

Build Vocabulary confirms the meaning of the key words in various contexts with questions in test format.

elephant families

Check Comprehension


Choose the correct answers.

1. The passage is mainly about _____.

a elephant families **b** elephant trunks


2. Elephants learn how to use their _____.

a



ears


b



trunk


3. _____ elephants live alone.

a



Mother

b



Father

Check the correct answers.

4. Baby elephants learn to carry water. True False

5. Elephants look after their family members. True False

8

Build Vocabulary

Complete the sentences.

learn
spend
carry

1. I am strong. I can _____ many books.

2. How will you _____ your Christmas vacation?

3. I love dancing. I want to _____ ballet.

Organize Information

Complete the graphic organizer.

Main Idea
Elephants live in _____.
↓
Detail 1
_____ teach their babies .
Detail 2
Elephant families spend time _____.

families

Mother elephants

their babies

together

9

Check Comprehension prepares students to get familiar with test format questions as well as confirms students' understanding of the passage.

Organize Information helps students to verify and summarize the knowledge they obtained through reading.



Elephant Families

Get Ready

1. What do elephants have?

ears

trunks

legs

skin

long

strong

gray

big

2. Listen and repeat. 

learn

carry

caring

spend

trunk

grab



We live in families. Elephants live in families, too. Mother elephants and baby elephants live together. But father elephants live on their own.

Mother elephants teach their babies. Babies learn to use their trunks. They learn to carry water with their trunks. And they learn to grab leaves with their trunks.

Elephants spend a lot of time with their families. They eat together. They play together. They take baths together. And they talk to each other!

Elephants look after each other. They have caring families. Just like your family!



Check Comprehension

Choose the correct answers.

1. The passage is mainly about _____.

a elephant families

b elephant trunks

2. Elephants learn how to use their _____.

a



ears

b



trunk

3. _____ elephants live alone.

a



Mother

b



Father

Check the correct answers.

4. Baby elephants learn to carry water.

True False

<input type="checkbox"/>	<input type="checkbox"/>
--------------------------	--------------------------

5. Elephants look after their family members.

<input type="checkbox"/>	<input type="checkbox"/>
--------------------------	--------------------------