

Reading Jelly

3



Free App

A* List

Introduction

Reading Jelly is a new reading series for young students who have a basic understanding of phonics. Each unit develops students' reading comprehension skill, reading fluency, as well as vocabulary. Creative and entertaining passages gradually increase in difficulty according to Lexile measures for each book. Students can improve basic reading skills as well as fluency by acquiring sight words and content words from meaningful context.

Let's Talk!

Two questions are introduced at the beginning of each lesson. Students activate their prior knowledge for a better understanding of the passages by answering these questions. This section also helps to develop speaking abilities.

Reading Passage

Each book is comprised of creative, topical, and level-appropriate passages which are suitable for the interests of young students. Organization of the passages into themes reinforces a sense of continuity throughout the books. A dynamic approach, utilizing a variety of written formats, helps students develop a comprehensive set of reading skills. Passage difficulty is steadily increased using Lexile measures. (See *Scope & Sequence*.) This ensures that students are consistently challenged, yet never overwhelmed by material that is beyond their abilities.

New Words

This section clearly defines select words from each passage. The words are chosen carefully for English language learners in the primary level. Simple and accurate illustrations depict the meaning of each word to help students understand more clearly.

Unit 1
My Friends
The Best Present

Let's Talk!
1. What do you see in the picture?
2. What do you do at a birthday party?

It is Andy's birthday.
We have a party.
We play games.
We eat snacks.
We sing Happy Birthday.
Now it is time for presents.
What is that big one?
It must be a wonderful thing.
It is a clown!

New Words

party game present clown

Words for Fluency
Circle these words in the passage.
happy music thing

Words for Fluency





Sight words are listed in each lesson to develop fluency and general proficiency as well as students' automaticity in basic word recognition.

Word Study

Students can strengthen their newly learned vocabulary and practice their basic writing skills. Various approaches are used in order to keep learning fresh and interesting while expanding vocabulary proficiency within a range of formats.

Word Study




Unscramble and write the word.

-  p t a r y
-  n w o l c
-  r p e s n e t
-  m e g a

Skill Focus *Main Idea*

Choose the correct answer.

Q. What is the story mainly about?

having a birthday party eating snacks playing games

Skill Focus

This section focuses on an essential reading comprehension skill that is chosen for its passage and level appropriateness. Skills are repeated throughout the series in order to ensure their complete retention. By the end of the series, students are expected to be competent in the following reading comprehension skills: main idea, sequence, plot, characters, setting, cause and effect, classify and categorize.

Comprehension

Basic multiple choice questions are introduced to test passage comprehension. Illustrations of answer choices help students use their understanding of the passage in answering the questions. Throughout this section, students are familiarized with a wide range of standard question formats.

Comprehension

Choose the correct answer.

- What do the children NOT do?
 play games read books
- The children eat _____.
 snacks pizza
- What is the big present?
 a dog a clown

Check T for True or F for False.

- The children sing Happy Birthday.
- It is Andy's birthday.

Fluency Accuracy

Read the story aloud. Check (✓) the words you read correctly.

party game present clown

Fluency

This section aids in developing reading fluency. It utilizes sections of the unit passage in a comprehensive series of fluency exercises which teach students how to speak like native speakers. By the end of the series, students are expected to be competent in the following fluency skills: reading with expression, reading with accuracy, reading at an appropriate pace, and reading with correct intonation.

Contents

My Friends

Unit 1	The Best Present	6
Unit 2	The Mouse and the Lion	10
Unit 3	Fun Science	14
Unit 4	Stuck at Home	18
	Review 1	22

Houses

Unit 5	Where's the Bathroom?	24
Unit 6	Something in the Bushes	28
Unit 7	The Three Little Pigs	32
Unit 8	I Like My House	36
	Review 2	40

Weather

Unit 9	Nothing to Do!	42
Unit 10	A Storm Is Coming	46
Unit 11	We Love Every Season	50
Unit 12	My Favorite Season	54
Review 3		58

Travel

Unit 13	A Space Dream	60
Unit 14	A Letter from Australia	64
Unit 15	It's Time for School	68
Unit 16	I Spy ...	72
Review 4		76

Track
02

Let's
Talk!

1. What do you see in the picture?
2. What do you do at a birthday party?

Track
03

It is Andy's birthday.

We have a party.

We play games.

We eat snacks.

We sing Happy Birthday.

Now it is time for presents.

What is that big one?

It must be a wonderful thing.

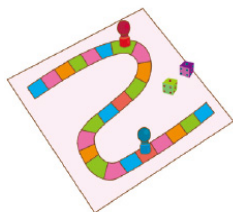
It is a clown!

Track
04

New Words



party



game



present



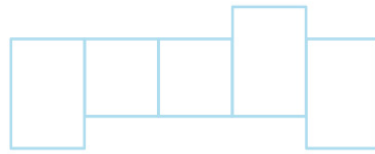
clown

Word Study

Unscramble and write the word.



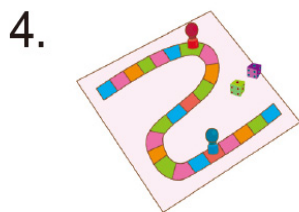
p t a r y



n w o l c



r p e s n e t



m e g a



Skill Focus **Main Idea**

Choose the correct answer.

Q. What is the story mainly about?



a having a birthday party



b eating snacks



c playing games

Comprehension

Track
05

Choose the correct answer.

1. What do the children NOT do?

a



play games

b



read books


2. The children eat _____.

a



snacks

b



pizza

3. What is the big present?

a

a dog

b

a clown

Check T for True or F for False.

4. The children sing Happy Birthday. T | F

5. It is Andy's birthday. T | F

Fluency Accuracy

Track
06

Read the story aloud. Check(✓) the words you read correctly.


party

game

present

clown

The Mouse and the Lion



Words for Fluency

Circle these words in the passage.

could

before

let

1. What animals do you see in the picture?
2. Do you often help friends? How?

Track
08

I will eat you!



No, please. I could help you later.



Ha! You're funny.

Go away before I change my mind.

One day, Lion is trapped in a net.



Let me help you.



Thank you, Mouse.

You're right. You can help me.

Track
09

New Words



lion



trapped



net



mouse