

Reading Jelly

2



Free App

A* List

Introduction

Reading Jelly is a new reading series for young students who have a basic understanding of phonics. Each unit develops students' reading comprehension skill, reading fluency, as well as vocabulary. Creative and entertaining passages gradually increase in difficulty according to Lexile measures for each book. Students can improve basic reading skills as well as fluency by acquiring sight words and content words from meaningful context.



Two questions are introduced at the beginning of each lesson. Students activate their prior knowledge for a better understanding of the passages by answering these questions. This section also helps to develop speaking abilities.

Reading Passage

Each book is comprised of creative, topical, and level-appropriate passages which are suitable for the interests of young students. Organization of the passages into themes reinforces a sense of continuity throughout the books. A dynamic approach, utilizing a variety of written formats, helps students develop a comprehensive set of reading skills. Passage difficulty is steadily increased using Lexile measures. (See *Scope & Sequence*.) This ensures that students are consistently challenged, yet never overwhelmed by material that is beyond their abilities.

New Words

This section clearly defines select words from each passage. The words are chosen carefully for English language learners in the primary level. Simple and accurate illustrations depict the meaning of each word to help students understand more clearly.



Words for Fluency

Sight words are listed in each lesson to develop fluency and general proficiency as well as students' automaticity in basic word recognition.

Word Study


Students can strengthen their newly learned vocabulary and practice their basic writing skills. Various approaches are used in order to keep learning fresh and interesting while expanding vocabulary proficiency within a range of formats.


Comprehension


Basic multiple choice questions are introduced to test passage comprehension. Illustrations of answer choices help students use their understanding of the passage in answering the questions. Throughout this section, students are familiarized with a wide range of standard question formats.


Word Study

Circle the correct word and write.

1.  mom brother

2.  family sister


3.  family mom


4.  sister brother


Skill Focus Characters

Choose the correct answer.

Q. Who is NOT in the story?

 the boy's sister


 the boy's mom


 the boy's grandma

Comprehension


Choose the correct answer.


1. What is the story about?

 family

 friends

2. What is the boy's dad like?

 strong

 quiet

3. Who is kind?

the boy's brother

the boy's mom

Check T for True or F for False.

4. The boy loves his family. T F

5. The boy's brother is scary. T F

Fluency Accuracy

Read the story aloud. Check (✓) the words you read correctly.

family mom brother sister

Skill Focus

This section focuses on an essential reading comprehension skill that is chosen for its passage and level appropriateness. Skills are repeated throughout the series in order to ensure their complete retention. By the end of the series, students are expected to be competent in the following reading comprehension skills: main idea, sequence, plot, characters, setting, cause and effect, classify and categorize.

Fluency

This section aids in developing reading fluency. It utilizes sections of the unit passage in a comprehensive series of fluency exercises which teach students how to speak like native speakers. By the end of the series, students are expected to be competent in the following fluency skills: reading with expression, reading with accuracy, reading at an appropriate pace, and reading with correct intonation.

Contents

My Family

Unit 1	I Love My Family	6
Unit 2	My Good Brother	10
Unit 3	Family Picnic Day	14
Unit 4	A Visit to My Grandparents	18
Review 1		22

Clothes

Unit 5	What Happened?	24
Unit 6	What to Wear?	28
Unit 7	My Pretty Puppy	32
Unit 8	The Emperor's New Suit	36
Review 2		40

The Outdoors

Unit 9	The World Around	42
Unit 10	The Boy Who Cried Wolf	46
Unit 11	Splash!	50
Unit 12	Playtime Is Over	54
Review 3		58

The Arts

Unit 13	A Magic Show	60
Unit 14	How to Make a Guitar	64
Unit 15	Music Class Is Fun!	68
Unit 16	Strange but Great!	72
Review 4		76

I Love My Family



Words for Fluency

Circle these words in the passage.

kind

of

them

1. How many family members do you have?
2. What is your family like?

Track
03

This is my family.

My dad is strong.

My mom is kind.

My brother is quiet.

I love all of them.

Even my scary sister!

Track
04

New Words



family



mom



brother




sister

Word Study

● Circle the correct word and write.


1.



mom

brother

2.



family

sister


3.



family

mom

4.



sister

brother


Skill Focus Characters

● Choose the correct answer.

Q. Who is NOT in the story?



a the boy's sister



b the boy's mom



c the boy's grandma

Comprehension

Track 05

Choose the correct answer.

1. What is the story about?

a



family

b



friends

2. What is the boy's dad like?

a



strong

b



quiet

3. Who is kind?

a

the boy's brother

b

the boy's mom

Check T for True or F for False.

4. The boy loves his family. T F

5. The boy's brother is scary. T F

Fluency Accuracy

Track 06

Read the story aloud. Check (✓) the words you read correctly.

family

mom

brother

sister

My Good Brother



Words for Fluency

Circle these words in the passage.

put


was

said

Track
07


Let's
Talk!

1. Do your brothers or sisters ever do bad things?
2. What happened to the girl in the picture?



Track
08

My brother is funny.
But sometimes he is bad.
Today, he put gum in my hair.
I was so angry.
I yelled and cried.
He said, "Sorry."
Now I feel better.




Track
09

New Words



funny



bad



angry



cry