

Reading Jelly

1



Free App

A* List

Introduction

Reading Jelly is a new reading series for young students who have a basic understanding of phonics. Each unit develops students' reading comprehension skill, reading fluency, as well as vocabulary. Creative and entertaining passages gradually increase in difficulty according to Lexile measures for each book. Students can improve basic reading skills as well as fluency by acquiring sight words and content words from meaningful context.



Two questions are introduced at the beginning of each lesson. Students activate their prior knowledge for a better understanding of the passages by answering these questions. This section also helps to develop speaking abilities.

Reading Passage

Each book is comprised of creative, topical, and level-appropriate passages which are suitable for the interests of young students. Organization of the passages into themes reinforces a sense of continuity throughout the books. A dynamic approach, utilizing a variety of written formats, helps students develop a comprehensive set of reading skills. Passage difficulty is steadily increased using Lexile measures. (See *Scope & Sequence*.) This ensures that students are consistently challenged, yet never overwhelmed by material that is beyond their abilities.

New Words

This section clearly defines select words from each passage. The words are chosen carefully for English language learners in the primary level. Simple and accurate illustrations depict the meaning of each word to help students understand more clearly.



Words for Fluency

Sight words are listed in each lesson to develop fluency and general proficiency as well as students' automaticity in basic word recognition.

Word Study

Students can strengthen their newly learned vocabulary and practice their basic writing skills. Various approaches are used in order to keep learning fresh and interesting while expanding vocabulary proficiency within a range of formats.


Comprehension

Basic multiple choice questions are introduced to test passage comprehension. Illustrations of answer choices help students use their understanding of the passage in answering the questions. Throughout this section, students are familiarized with a wide range of standard question formats.


Word Study

Trace and check the correct picture.

1. jump 2. throw




3. run 4. catch



Skill Focus Setting

Choose the correct answer.

Q. Where does the story happen?





a on a baseball field b in a classroom

8



Comprehension

Choose the correct answer.

1. What is the story about?

a  watching baseball b  playing baseball

2. What can the boy do?

a  run b  dance

3. The boy can _____ a ball.

a throw b jump

Check T for True or F for False.

4. The boy can jump. _____ T F

5. The boy likes to play baseball. _____ T F

Fluency Accuracy

Read the story again. Check (✓) the words you read correctly.

run jump catch throw

9

Skill Focus

This section focuses on an essential reading comprehension skill that is chosen for its passage and level appropriateness. Skills are repeated throughout the series in order to ensure their complete retention. By the end of the series, students are expected to be competent in the following reading comprehension skills: main idea, sequence, plot, characters, setting, cause and effect, classify and categorize.

Fluency

This section aids in developing reading fluency. It utilizes sections of the unit passage in a comprehensive series of fluency exercises which teach students how to speak like native speakers. By the end of the series, students are expected to be competent in the following fluency skills: reading with expression, reading with accuracy, reading at an appropriate pace, and reading with correct intonation.

Contents

My Life

Unit 1	Watch Out!	6
Unit 2	Give It Back!	10
Unit 3	Where's My Lamp?	14
Unit 4	Two Jacks	18
	Review 1	22

Food

Unit 5	Colors Are Yummy	24
Unit 6	A Big Mess	28
Unit 7	Hansel and Gretel	32
Unit 8	A Spicy Surprise	36
	Review 2	40

Animal Friends

Unit 9	I Need to Sleep!	42
Unit 10	The Tortoise and the Hare	46
Unit 11	Please Be Quiet	50
Unit 12	Be Nice	54
Review 3		58

Colors & Shapes

Unit 13	Art Class	60
Unit 14	My New Robot	64
Unit 15	Rectangles Everywhere	68
Unit 16	What About the Leaves?	72
Review 4		76

Watch Out!



Words for Fluency

Circle these words in the passage.

can

a

no

1. What sport do you like to play?
2. What sport are the children playing in the picture?

Track
03

I like to play baseball.

I can run.

I can jump.

I can catch.

I can throw a ball.

Oh, no! Watch out!

Track
04

New Words



run



jump



catch



throw

Word Study

Trace and check the correct picture.

1. _____
----- jump -----




2. _____
----- throw -----



3. _____
----- run -----



4. _____
----- catch -----




Skill Focus **Setting**

Choose the correct answer.

Q. Where does the story happen?



a on a baseball field



b in a classroom

Comprehension

Track
05

Choose the correct answer.

1. What is the story about?

a



watching baseball

b



playing baseball

2. What can the boy do?

a



run

b



dance

3. The boy can _____ a ball.

a throw

b jump

Check T for True or F for False.

4. The boy can jump. T F

5. The boy likes to play baseball. T F

Fluency Accuracy

Track
06

Read the story aloud. Check(✓) the words you read correctly.

run

jump

catch

throw

Give It Back!



Words for Fluency

Circle these words in the passage.

I

have

one

1. Do you have a pet?
2. Does it make trouble?

Track
08

I have two hands.

I have two gloves.

I have two feet.

I have two socks.

But I have only one shoe!

Give it back!

Track
09

New Words



hands



gloves



feet



socks