

2nd
edition

LEVEL

1

Easy Reading Program for Young Learners

Reading Cue



Plus



LANGUAGE
WORLD



Introduction

Unit

1

Grace's Fruit Smoothie



THINK ALOUD

Look at the picture and talk about it.

- 1 What do you see in the picture?
- 2 What do you need to make them?
- 3 What is your favorite drink?
- 4 Is there any drink you can make on your own?

Words in the Story

Match the picture with the correct word.



thirsty strawberry blender pour turn on

5

Grace's Fruit Smoothie

Grace is hot and **thirsty**. She wants something icy and fruity. She goes to the kitchen and cuts up some **strawberries**. Then, she puts them into the **blender**. Next, she **pours** orange juice into the blender. She adds a little honey and ice, too. After this, she **turns on** the blender. The sound of the blender makes her feel cool already. Finally, Grace pours her fruit smoothie into a glass. This is a great drink for a hot summer day.



Think Aloud

This section introduces the topic of the unit. The picture and the questions are intended to encourage students to explore the topic and to share their own ideas and experiences.

Story

The story is level-appropriate and covers subjects about culture, science, the environment, sports, entertainment and more. Students will be able to see how the key words introduced in the previous section are used in context.

Words in the Story

This section introduces students to keywords that they will see in the story. The exercises are designed to help students to understand the meaning of the words.

Reading Comprehension

Answer the question.

Main Idea

- 1 What is the main idea of the story?
- a Grace is making her own fruit drink.
 - b Grace likes strawberries and honey.
 - c Grace is good at using a blender.

Details

- 2 What does Grace want?
- a something hot
 - b something warm and fruity
 - c something icy and fruity
- 3 What does Grace put into the blender first?
- a ice
 - b strawberries
 - c honey
- 4 What is the last step in making her fruit smoothie?
- a to turn on the blender
 - b to cut up the strawberries
 - c to add honey and ice
- 5 Which is NOT true?
- a Grace pours orange juice into the blender.
 - b Grace adds some sugar in the smoothie.
 - c Grace adds some ice before she turns on the blender.
- 6 The sound of the _____ makes Grace feel cool already.

7

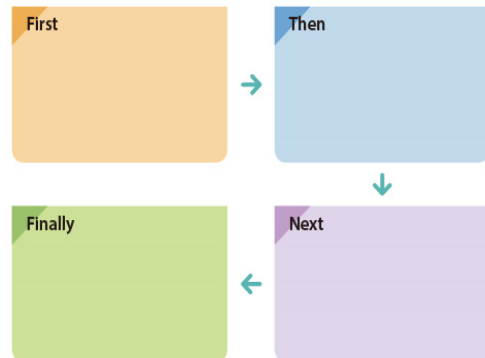
Reading Comprehension

This section contains questions designed to test students' understanding of the story. The questions help students to develop key reading skills such as the main idea and details.

Story Map

Fill in the chart with the sentence according to the sequence of the story.

- a Grace pours orange juice into the blender and adds a little honey.
- b Grace turns on the blender.
- c Grace cuts up some strawberries and puts them into the blender.
- d Grace pours her fruit smoothie into a glass.



Summary

Grace wants to drink _____.

In the kitchen, she _____.

She puts _____.

She turns on the blender _____.

Finally, Grace pours _____.

8

Summary

In this section, students are asked to summarize the story. Sentence starters are provided to guide students' thinking and writing. By learning how to summarize, students can pick out the main ideas of the story and express them clearly and concisely in their own words.

Story Map

In this section, students are presented with a visual organizer designed to help them to grasp an idea or concept related to the unit. Words are connected in a way that helps students to think about them as a group.

Contents

<i>Unit 01</i>	Grace's Fruit Smoothie Fiction	05
<i>Unit 02</i>	Making Money Fiction	09
<i>Unit 03</i>	Twins Fiction	13
<i>Unit 04</i>	Do You Like Bugs? Nonfiction	17
<i>Unit 05</i>	The First Digital Camera Nonfiction	21
<i>Unit 06</i>	Barry's Hero Fiction	25
<i>Unit 07</i>	Ski Jumper Nonfiction	29
<i>Unit 08</i>	Faraway Places Fiction	33
<i>Unit 09</i>	Piggy Pets Nonfiction	37
<i>Unit 10</i>	Dear Abby Fiction	41
<i>Unit 11</i>	Hospital Fiction	45
<i>Unit 12</i>	String Instruments Nonfiction	49
<i>Unit 13</i>	Bowling Nonfiction	53
<i>Unit 14</i>	New in Town Fiction	57
<i>Unit 15</i>	Saving Water Nonfiction	61
<i>Unit 16</i>	Vincent van Gogh Nonfiction	65
<i>Unit 17</i>	The US and UK Nonfiction	69
<i>Unit 18</i>	Snow in April Fiction	73
<i>Unit 19</i>	Friday Summer Special Fiction	77
<i>Unit 20</i>	Broccoli Nonfiction	81



Grace's Fruit Smoothie



THINK ALOUD

Look at the picture and talk about it.

- 1 What do you see in the picture?
- 2 What do you need to make them?
- 3 What is your favorite drink?
- 4 Is there any drink you can make on your own?


Words in the Story

Match the picture with the correct word.

1



2




3



4



5



thirsty

strawberry

blender

pour

turn on

Grace's Fruit Smoothie



Grace is hot and **thirsty**. She wants something icy and fruity. She goes to the kitchen and cuts up some **strawberries**. Then, she puts them into the **blender**. Next, she **pours** orange juice into the blender. She adds a little honey and ice, too. After this, she **turns on** the blender. The sound of the blender makes her feel cool already. Finally, Grace pours her fruit smoothie into a glass. This is a great drink for a hot summer day.





Reading Comprehension

Answer the question.

Main Idea

1 What is the main idea of the story?

- a Grace is making her own fruit drink.
- b Grace likes strawberries and honey.
- c Grace is good at using a blender.

Details

2 What does Grace want?

- a something hot
- b something warm and fruity
- c something icy and fruity

3 What does Grace put into the blender first?

- a ice
- b strawberries
- c honey

4 What is the last step in making her fruit smoothie?

- a to turn on the blender
- b to cut up the strawberries
- c to add honey and ice

5 Which is NOT true?

- a Grace pours orange juice into the blender.
- b Grace adds some sugar in the smoothie.
- c Grace adds some ice before she turns on the blender.

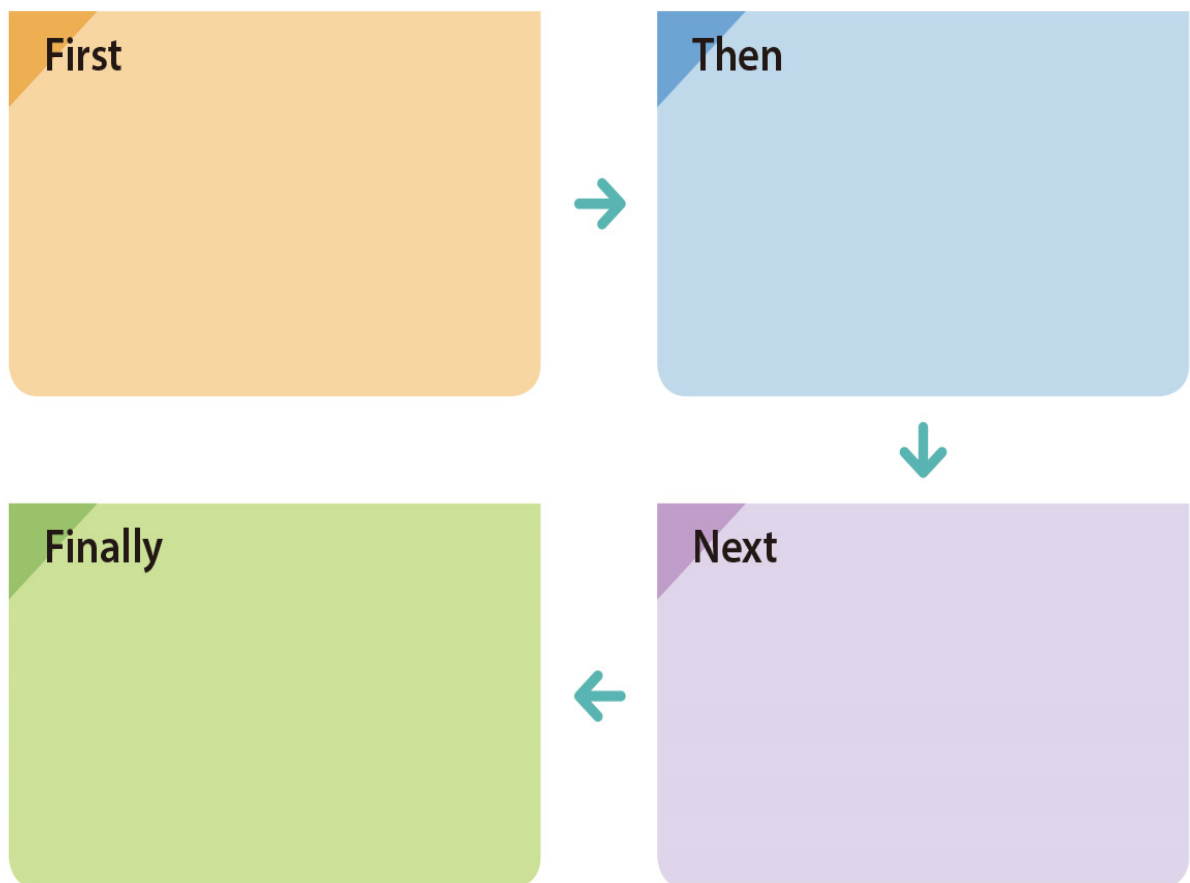
6 The sound of the _____ makes Grace feel cool already.



Story Map

Fill in the chart with the sentence according to the sequence of the story.

- Grace pours orange juice into the blender and adds a little honey.
- Grace turns on the blender.
- Grace cuts up some strawberries and puts them into the blender.
- Grace pours her fruit smoothie into a glass.



Summary

Grace wants to drink _____.

In the kitchen, she _____.

She puts _____.

She turns on the blender _____.

Finally, Grace pours _____.