


2nd  
edition

Easy Reading Program for Young Learners


LEVEL

1

# Reading Cue



LANGUAGE  
WORLD



# Introduction

Unit

1

## My Best Friends



### THINK ALOUD

Look at the picture and talk about it.

- 1 What do you see in the picture?
- 2 Do you have a best friend?
- 3 What is he or she like?
- 4 Why do you like him or her?

### Words in the Story

Look and match.



funny

kind

play

friends

5

## My Best Friends

I'm Tim.  
Meet my **friends**.  
This is John. He is **kind**.  
This is Judy. She is **funny**.  
They are my best friends.  
Come and **play** with us!  
We always have fun.



### Think Aloud

This section introduces the topic of the unit. The picture and the questions are intended to encourage students to explore the topic and to share their own ideas and experiences.

### Story

The story is level-appropriate and covers subjects about culture, science, the environment, sports, entertainment and more. Students will be able to see how the key words introduced in the previous section are used in context.

### Words in the Story

This section introduces students to keywords that they will see in the story. The exercises are designed to help students to understand the meaning of the words.

## Reading Comprehension

Answer the question.

### Main Idea

1 What is the story about?

- a Judy                      b friends

### Details

2 What is John doing?

- a He is reading books.      b He is helping Tim.

3 Judy is funny.

- a true                      b false

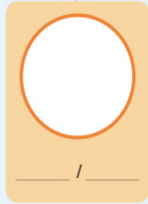
4 They always have \_\_\_\_\_!

### Story Map

Write the names and words under the correct picture. Draw your best friend. Then, write about him or her.

kind    funny    Judy    John

Friends



7

## Listening and Writing

Listen and write the missing word.

1 This is Judy. She is \_\_\_\_\_.

2 They are my best \_\_\_\_\_.

3 Come and \_\_\_\_\_ with us!

4 We always have \_\_\_\_\_.

## WORD CHALLENGE

Find and circle.

kind    friend    play    fun    best

|   |   |   |   |   |   |   |
|---|---|---|---|---|---|---|
| a | p | v | f | u | n | s |
| c | l | h | r | e | i | b |
| l | a | s | i | u | g | e |
| i | y | p | e | d | h | s |
| u | z | o | n | f | u | t |
| k | i | n | d | j | i | c |

8

## Reading Comprehension

This section contains questions designed to test students' understanding of the story. The questions help students to develop key reading skills such as the main idea and details.

## Story Map

In this section, students are presented with a visual organizer designed to help them to grasp an idea or concept related to the unit. Words are connected in a way that helps students to think about them as a group.

## Listening and Writing

This section contains a dictation exercise, which improves students' ability to isolate words and sounds from continuous speech. This exercise will also help to improve students' spelling and knowledge of sentence structures.

## Word Challenge

This section is designed to reinforce the key words from the unit in a fun and engaging way. Students will be asked to complete a drawing exercise, a crossword puzzle, a word search or a code game.

# Contents

|                |  |    |
|----------------|--|----|
| <b>Unit 01</b> | <b>My Best Friends</b> Fiction           | 05 |
| <b>Unit 02</b> | <b>Fresh Fruit</b> Fiction               | 09 |
| <b>Unit 03</b> | <b>What Is It?</b> Nonfiction            | 13 |
| <b>Unit 04</b> | <b>In My Garden</b> Nonfiction           | 17 |
| <b>Unit 05</b> | <b>It's My Birthday!</b> Fiction         | 21 |
| <b>Unit 06</b> | <b>A Hotdog for Hotdog</b> Fiction       | 25 |
| <b>Unit 07</b> | <b>Family Fun</b> Fiction                | 29 |
| <b>Unit 08</b> | <b>Shapes Are Everywhere!</b> Nonfiction | 33 |
| <b>Unit 09</b> | <b>She Likes Me!</b> Nonfiction          | 37 |
| <b>Unit 10</b> | <b>Whose Turn Is It?</b> Fiction         | 41 |
| <b>Unit 11</b> | <b>Fish or Rubber Ball?</b> Nonfiction   | 45 |
| <b>Unit 12</b> | <b>A White Blanket</b> Nonfiction        | 49 |
| <b>Unit 13</b> | <b>A Huge Baby</b> Nonfiction            | 53 |
| <b>Unit 14</b> | <b>No More Bugs!</b> Fiction             | 57 |
| <b>Unit 15</b> | <b>Two of a Kind</b> Fiction             | 61 |
| <b>Unit 16</b> | <b>Parrot Dad</b> Fiction                | 65 |
| <b>Unit 17</b> | <b>Fishermen at Sea</b> Nonfiction       | 69 |
| <b>Unit 18</b> | <b>Hurry Up, Mom!</b> Fiction            | 73 |
| <b>Unit 19</b> | <b>Walking on the Food?</b> Nonfiction   | 77 |
| <b>Unit 20</b> | <b>Air Balloons</b> Nonfiction           | 81 |



# My Best Friends





## THINK ALOUD

Look at the picture and talk about it.

- 1 What do you see in the picture?
- 2 Do you have a best friend?
- 3 What is he or she like?
- 4 Why do you like him or her?

## Words in the Story

Look and match.




funny

kind

play

friends

# My Best Friends



I'm Tim.

Meet my **friends**.

This is John. He is **kind**.

This is Judy. She is **funny**.

They are my best friends.

Come and **play** with us!

We always have fun.





# Reading Comprehension

Answer the question.

### Main Idea

1 What is the story about?

a Judy

b friends

### Details

2 What is John doing?

a He is reading books.

b He is helping Tim.

3 Judy is funny.

a true

b false

4 They always have \_\_\_\_\_ !

### Story Map

Write the names and words under the correct picture. Draw your best friend. Then, write about him or her.

kind

funny

Judy

John

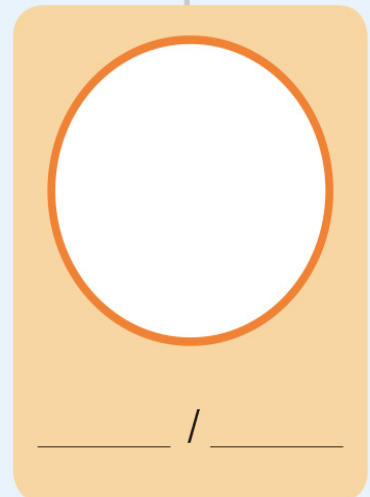
### Friends



\_\_\_\_\_ / \_\_\_\_\_



\_\_\_\_\_ / \_\_\_\_\_



\_\_\_\_\_ / \_\_\_\_\_



# Listening and Writing



Listen and write the missing word.

1 This is Judy. She is \_\_\_\_\_.

2 They are my best \_\_\_\_\_.

3 Come and \_\_\_\_\_ with us!

4 We always have \_\_\_\_\_.

## WORD CHALLENGE

Find and circle.

kind friend play fun best

|   |   |   |   |   |   |   |
|---|---|---|---|---|---|---|
| a | p | v | f | u | n | s |
| c | l | h | r | e | i | b |
| l | a | s | i | u | g | e |
| i | y | p | e | d | h | s |
| u | z | o | n | f | u | t |
| k | i | n | d | j | i | c |