

Reading

rice

Starter



1

MP3 CD INCLUDED
A* List

Reading Passage

Each reading passage contains well-organized, age-appropriate contents that learners can enjoy reading.

Who's right?

This exercise offers learners the chance to read a simple statement and check the correct sentence based on the passage. This activity helps learners practice a quick scan through each page.

Find and Circle

This section engages learners to the photos or illustrations related to the passage. It builds up greater interest in reading.

Ouch, My Tooth!

"Catch me!"
My sister and I play tag.

I run upstairs, and I run downstairs.
My sister runs to me. We bump into each other. I trip and tumble.

Just then, plop!
Ouch! My front tooth bleeds! It falls out.

I go to bed. I put my tooth under my pillow.
Mom says, "The tooth fairy comes and takes your fallen tooth!"

The next day, I check under my pillow. I find something. It is not my tooth. It is a dollar!
"Hooray!" I show it to Mom.
"Now you're ready for the new tooth!"
Mom smiles.

Find and Circle
Where is the tooth fairy?

Who's right?

1 The boy plays tag with his sister.
 The boy plays tag with his dog.

2 The boy shows his new tooth to his mom.
 The boy shows a dollar to his mom.

Reading Comprehension

This section gives a deep understanding of the passage and prepares learners for test formats.

Reading Comprehension

A Read and choose.

1 The story is about the boy's _____.
a sister b fallen tooth c dog

2 The boy puts his tooth under _____.
a the pillow b the bed c the stairs

3 The boy finds _____ the next day.
a his new tooth b a dollar c his fallen tooth

B Look, read, and check.

4 The boy and his sister play tag.
 The boy's front tooth falls out.

5 The boy's front tooth falls out.
 The boy puts his tooth under the pillow.

6 The boy finds a dollar the next day.
 The boy puts his tooth under the pillow.

Reading Map

A Read and write the numbers in order.

1 They bump into each other.

2 He puts his tooth under the pillow.

3 Her front tooth falls out.

4 He finds a dollar.

5 His front tooth falls out.

6 The boy and his sister play tag.

Reading Map

This section helps learners map out and visually organize what they read using various graphic organizers. Through this exercise, students can improve students' reading skills.

More Vocabulary

This section introduces additional list of vocabulary with photos. It helps learners build a foundation for the following speaking activities.

Speaking Activity 1

This speaking activity provides basic conversation practice using question and answer patterns. Learners ask and answer questions based on the knowledge and words learned in the Project section.

Project

More Vocabulary



bed



bird



earrings



get



roof



take

A Read, follow, and write.

My tooth falls out!

U.S.A. put the tooth under the pillow → money

Greece throw the tooth onto the roof → candy

Cambodia put the tooth under the bed → earrings

I put it under the pillow.
The tooth fairy takes it.
I get _____!

I throw it onto the _____.
A _____ takes it.
I get _____!

I put it under the bed.
A _____ takes it.
I get _____!

B Read and answer.

Where do you do with your fallen tooth in the U.S.A.?

I put it under the pillow. I throw it onto the roof.

What do you get?

I get money. I get earrings.

C Practice with your friend.

Where?	What do you do?	What do you get?
Greece	throw onto the roof	candy
Cambodia	put under the bed	earrings

Where do you do with your fallen tooth in Greece?

I throw in onto the roof.

What do you get?

I get candy.

Project

This section functions as review of words and contents of previous pages. It also provides additional vocabulary and new knowledge. Learners can expand and further their knowledge together with what they have already learned.

Speaking Activity 2

This section helps students make conversation with the patterns presented in the previous part.

My Portfolio

This is the end-product of the Project section. It guides learners to participate in real-life writing. It helps them channel their reading and speaking skills into writing skills. This will lead to improvement of overall language skills along with content learning and cognitive abilities.

Unit 1

I am Ready for My New Tooth!

My name is _____ .
your name

I live in _____ .
your country

My tooth falls out.



I _____ .
Where do you do with it?

_____ takes it overnight.
Who takes it?

The next day, I get _____ .
What do you get?

I'm ready for the new tooth!



CONTENTS



UNIT 1 Ouch, My Tooth! 8

Topic : Culture

Portfolio : Journal



UNIT 2 Different Teeth 16

Topic : Animal

Portfolio : Profile



UNIT 3 Amazing Plant 24

Topic : Plant

Portfolio : Science Journal



UNIT 4 What Do You See? 32

Topic : Art

Portfolio : Art Journal



UNIT 5 My Town 40

Topic : Job

Portfolio : Profile



UNIT 6 The Little Big Hero! 48

Topic : Community

Portfolio : Diary



UNIT 7 Ant Families 56

Topic : Insect

Portfolio : Science Journal



UNIT 8 Tasty Crickets 64

Topic : Food

Portfolio : Recipe



UNIT 9 Come Back, Yo-yo! 72

Topic : History

Portfolio : Diary



UNIT 10 Where Is My Oreo? 80

Topic : Pet

Portfolio : Q & A



UNIT 11 Ready to Ride 88

Topic : Safety

Portfolio : Poster



UNIT 12 The Ocean Robot 96

Topic : Technology

Portfolio : Science Journal


Word List 105

B Look and find the words in the picture.

bleed bump into fairy fall out
pillow play tag trip tumble



Ouch, My Tooth!



"Catch me!"

My sister and I play tag.

I run upstairs, and I run downstairs.

My sister runs to me. We bump into each other. I trip and tumble.

Just then, plop!

Ouch! My front tooth bleeds! It falls out.



1



The boy plays tag with his sister.

The boy plays tag with his dog.





I go to bed. I put my tooth under my **pillow**.
Mom says, "The tooth **fairy** comes and takes
your fallen tooth!"

The next day, I check under my pillow. I find
something. It is not my tooth. It is a dollar!

"Hooray!" I show it to Mom.

"Now you are ready for the new tooth!"

Mom smiles.



2



The boy shows his new tooth
to his mom.

The boy shows a dollar
to his mom.



Reading Comprehension

A Read and choose.

- 1 The story is about the boy's _____.
- a sister b fallen tooth c dog
- 2 The boy puts his tooth under _____.
- a the pillow b the bed c the stairs
- 3 The boy finds _____ the next day.
- a his new tooth b a dollar c his fallen tooth

B Look, read, and check.

4



- The boy and his sister play tag.
- The boy's front tooth falls out.

5



- The boy's front tooth falls out.
- The boy puts his tooth under the pillow.

6



- The boy finds a dollar the next day.
- The boy puts his tooth under the pillow.

Reading Map

A Read and write the numbers in order.



They bump into each other.



He puts his tooth under the pillow.



He finds a dollar.



His front tooth falls out.




The boy and his sister play tag.



Project

More Vocabulary




bed



bird



earrings



get



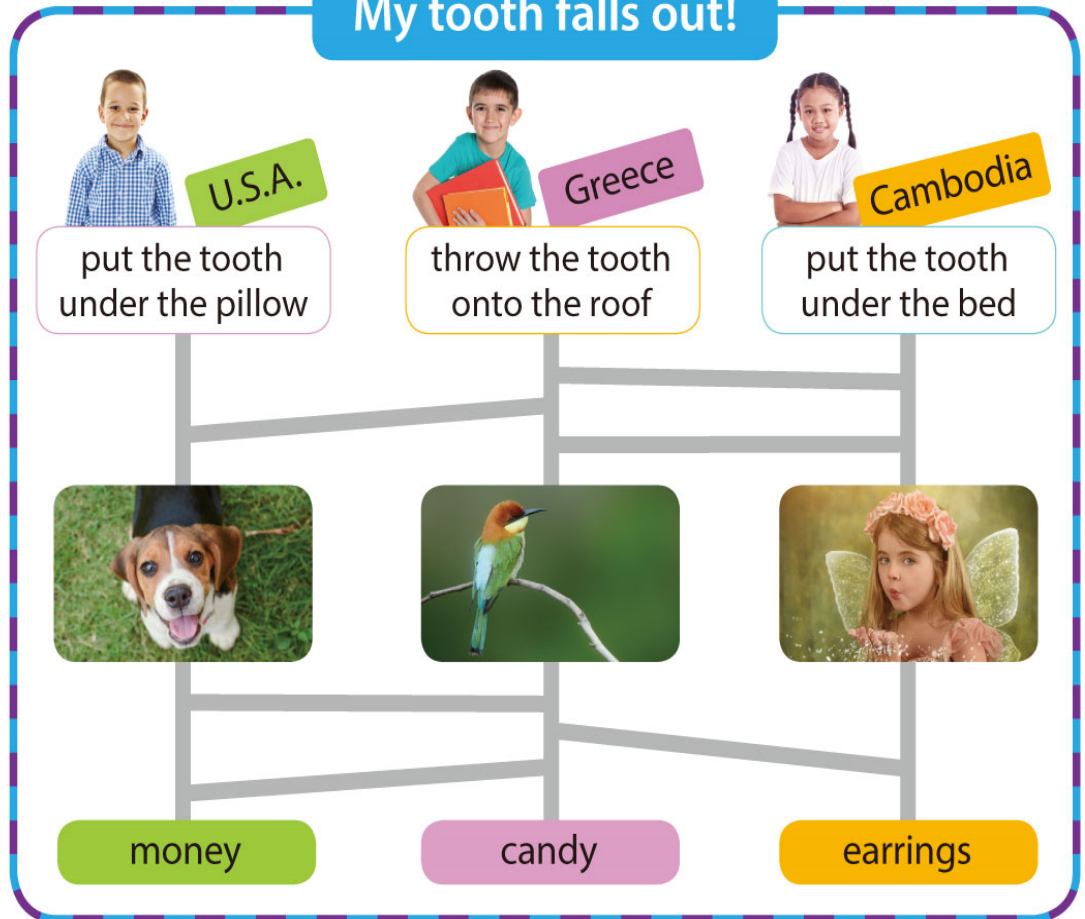
roof



take

A Read, follow, and write.

My tooth falls out!



U.S.A.

I put it under the pillow.

The tooth fairy takes it.

I get _____!

I throw it onto the _____.

A _____ takes it.

I get _____!



Greece



Cambodia

I put it under the bed.

A _____ takes it.

I get _____!

B Look and find the words in the picture.

back

cut

flat

front

grass

grind

meat

sharp

