

# Writing Monster



Mobile Web



Level

1

# About Writing Monster

Writing Monster is designed for EFL learners ranging from pre-elementary school through elementary school. It guides students to expand their vocabulary and sentence knowledge and make them to write their own with the words and sentences.

Level	Key Words	Production
Writing Monster 1	6 (+ 4 extra words)	8 sentences writing
Writing Monster 2	8 (+ 4 extra words)	10 sentences writing
Writing Monster 3	8 (+ 4 extra words)	10 sentences writing

## • Unit Introduction & STEP 1 Word Practice

Introduces the type of writing, key words, and key sentence structure(s) of the unit.

Students get familiarized with the key words through various types of exercises.

Introduces the topic of the unit through Picture Reading.

The screenshot shows the 'Ready for School' unit page. It includes a picture of a girl in a bedroom with a bed, desk, and school supplies. Below the picture are instructions: '1. Find Volt' and '2. What do you see in the picture?'. The 'Word Practice' section lists six items with pictures and audio icons: pencil, pencil case, eraser, crayon, ruler, and notebook. The 'STEP 1' section has a 'MONSTER TIME' activity with a monster and a grid of words: scissors, glue, marker, sketchbook. There are also numbered exercises for writing words: 1. eraser, 2. ruler, 3. pencil, 4. pencil case, 5. crayon, 6. notebook.

Introduces the key words with pictures. Audio files are provided online and via mobile application.

Students are exposed to additional words through fun activities. They can share the words they know other than the ones introduced in the unit.

## • STEP 2 Sentence Practice

**Sentence Practice**

**I have a pencil.**  
Tip: a pencil = one pencil

**1 Look and learn.**

- I have a pencil case.
- I have an eraser.  
Tip: an eraser = 1 eraser
- I have a crayon.
- I have a ruler.
- I have a notebook.

**2 Choose and write.**

- I \_\_\_\_\_ a notebook.  
(have • has)
- \_\_\_\_\_ a ruler.  
I have • I has
- I have \_\_\_\_\_.  
an eraser • a eraser
- I have \_\_\_\_\_.  
a pencil • a crayon

**3 Unscramble and write.**

- have • a • pencil case • I
- a • I • pencil • have

Introduces the key sentence structure(s) with illustrations.

Introduces the sentences that apply the key words in STEP 1. Simple grammar tips are provided.

Students practice the key sentence structure(s) through various types of exercises.

## • STEP 3 Writing Practice

**Writing Practice**

**1 Look and stick.**

**EPISODE #1**

sticker

I have a pencil.

sticker

Oh, no!

I have an eraser.

**2 Read and complete.**

**Ready for School**  
by Volt

I am a student. \_\_\_\_\_

I have a notebook. \_\_\_\_\_

I have \_\_\_\_\_

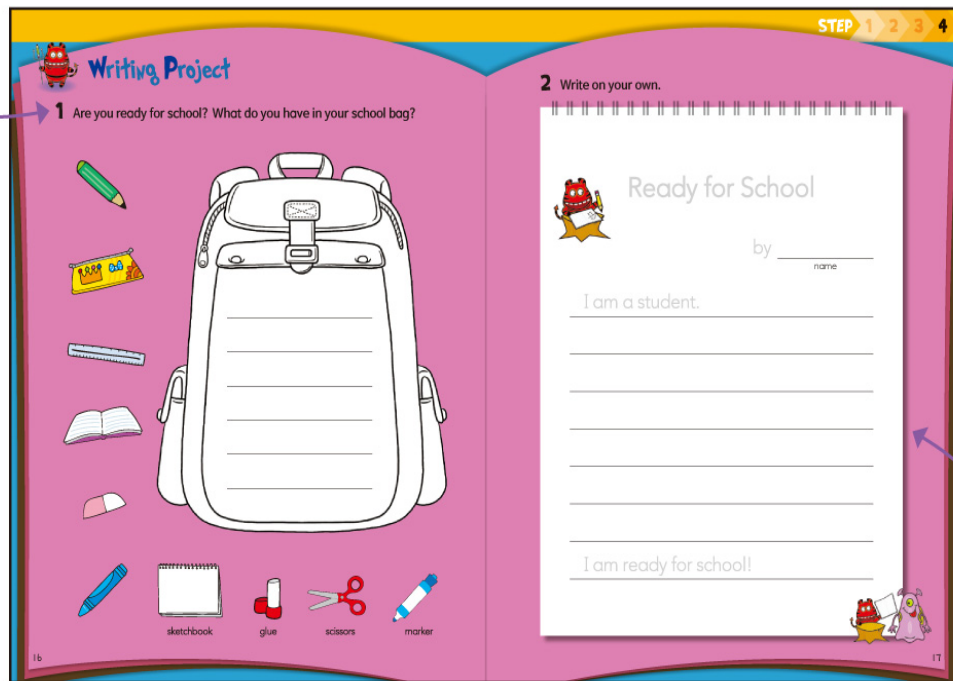
I am ready for school! \_\_\_\_\_

Students complete a sample writing based on the cartoon.

Students are exposed to a fun and silly cartoon about the monster characters that includes the key sentence structure(s). They are required to place the correct stickers or find the correct sentences for the empty conversation bubbles.

## • STEP 4 Writing Project

Students prepare to write their own piece of writing based on the materials in STEP 1 to 3. They are allowed to engage in a variety of activities, such as coloring or drawing pictures as they brainstorm in order to reduce the pressure of having to complete a brainstorming activity.



Students write a rough draft of their writing. Students can experience various types of writing, such as journals, letters, posters, etc.

## • PROJECT 1 & 2

The Project section is provided at the end of every five units. Students apply the key words and key sentence structure(s) in a new topic.

PROJECT
1
My Garage Sale

STEP 1

Think about the topic.

My Toys

STEP 2

Circle the toys you have.

a robot	a top
a puzzle	a skateboard
a water gun	a dollhouse
toy blocks	a yo-yo

STEP 3

Make your sentences.

I have  .

STEP 4

Write.

\_\_\_\_\_’s Garage Sale

I have a lot of toys.

Please come and buy my toys!

Saturday, April 9

✈ 🚗 🎈 🧸 🎮 🎯 🧩 🧶 🧸 🧸

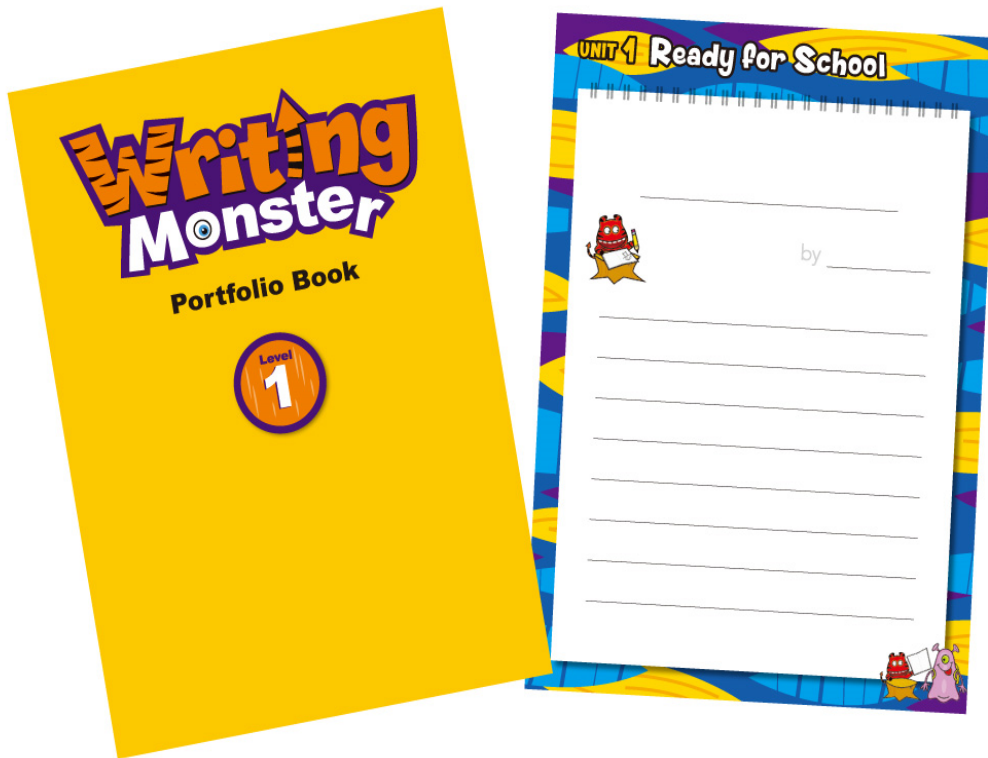
STEP 5

Read your writing. How is it?

★ ★	★ ★ ★	★ ★ ★ ★	★ ★ ★ ★ ★
Not bad.	Good!	Great!	Perfect!

- **Portfolio Book**

A Portfolio Book is included at the back of the Student Book for students to rewrite a final copy of their writing. The Portfolio Book is perforated so that each page can be easily detached for display.









- **Free Mobile Web & Application**

Scan the QR code on the cover of the Student Book with your smartphone to access the audio files. Search “writing monster” from the Google Play Store to download the free application.





# CONTENTS

About the Monsters & About the Writer	8
<b>UNIT 1</b>  <b>Journal</b> Ready for School	10
<b>Words</b> School Supplies	
<b>Sentence</b> I <b>have</b> a pencil.	
<b>UNIT 2</b>  <b>Letter</b> Dear Dad	18
<b>Words</b> Toys	
<b>Sentences</b> I <b>want</b> a doll. I <b>don't want</b> a top.	
<b>UNIT 3</b>  <b>Short Story</b> Sports Day	26
<b>Words</b> Sports	
<b>Sentences</b> I <b>can</b> play soccer. I <b>can't</b> play tennis.	
<b>UNIT 4</b>  <b>Description</b> My Monster Friend	34
<b>Words</b> Body Parts	
<b>Sentences</b> He <b>has</b> two eyes. She <b>has</b> one nose.	
<b>UNIT 5</b>  <b>Description</b> My Friends	42
<b>Words</b> Personalities	
<b>Sentences</b> He <b>is</b> funny. She <b>is</b> grumpy.	
<b>PROJECT 1</b>  <b>Poster</b> My Garage Sale	50

<b>UNIT 6</b>	<b>Journal</b>	<b>My Family</b>	<b>52</b>
	<b>Words</b>	Jobs	
	<b>Sentences</b>	This is my dad. He is a doctor.	
<b>UNIT 7</b>	<b>Letter</b>	<b>Dear Mom</b>	<b>60</b>
	<b>Words</b>	Vegetables	
	<b>Sentences</b>	You like carrots. You don't like onions.	
<b>UNIT 8</b>	<b>Journal</b>	<b>Always Together</b>	<b>68</b>
	<b>Words</b>	Hobbies	
	<b>Sentence</b>	We read books together.	
<b>UNIT 9</b>	<b>Short Story</b>	<b>In the Ocean</b>	<b>76</b>
	<b>Words</b>	Sea Animals	
	<b>Sentences</b>	There is a turtle. There are two crabs.	
<b>UNIT 10</b>	<b>Journal</b>	<b>Today's Look</b>	<b>84</b>
	<b>Words</b>	Clothes	
	<b>Sentence</b>	I am wearing a red T-shirt.	
<b>PROJECT 2</b>	<b>Journal</b>	<b>Me and My Best Friend</b>	<b>92</b>
		<b>Picture Dictionary</b>	<b>94</b>

# About the Monsters



My name is Volt.  
I am a monster.  
I am five hundred years old.

*e* **Volt**



*e* **Turly**

My name is Turly.  
I am three hundred fifty years old.  
I am an elementary school student.



My name is Plop.  
I am an elementary school student.  
I am in the first grade.

*e* **Plop**

My name is Moo.  
I am four hundred years old.  
I am in the second grade.



*e* **Moo**

# About the Writer

Draw yourself.

My name is \_\_\_\_\_ .

name

I am \_\_\_\_\_ .

a boy / a girl / a monster

I am \_\_\_\_\_ years old.

six / seven / eight / nine

I am \_\_\_\_\_ .

a kindergartener / an elementary school student

I am in the \_\_\_\_\_ grade.

first / second / third

This is my book.

\_\_\_\_\_ signature