

Grammar Juice

for Kids

3



Audio CD included

About Grammar Juice for Kids

- **How to Make** introduces the basic structure and formation of the grammar with simple charts.
- **How to Use** presents how the grammar is used in sentences with illustrations to contextualize the meaning.

Unit 1

The Children Are Happy.

How to Make

one thing	a/an + singular noun	a kite	an orange
the only one thing	the + singular noun	the sun	the moon
the specific thing	the + plural noun	the pen	the pens

How to Use

There is **a** ranch.
The ranch is huge.

There are tomatoes.
The tomatoes are fresh.

There is **a** volcano.
The volcano is smoking.

Look at **the** cowboys!
The cowboys are on the horses.

Look at **the** wolves.
The wolves are in the cave.

Look at **the** moon!
The moon is full.

GRAMMAR READY!

Listen and choose.

1

a The potatoes are big.
 b Potatoes are big.

2

a The cat is black.
 b A cat is black.

3

a Men are thirsty.
 b The men are thirsty.

6 • Grammar Juice for Kids 3

GRAMMAR SET!

A. Look and choose.

1 It's **a** the sun.

2 It's **a** an cat.

3 It's **a** the moon.

4 There is **a** an umbrella.

5 It's **a** the Earth.

6 Look at **a** the girl.

7 Look at **a** the sky.

8 There's **a** an eagle.

B. Choose and write.

1 Look at the **moon** moons.

→ The moon is bright.

2 There is girl girls.

→ _____ is pretty.

3 Tom has apple apples.

→ _____ is green.

Look at child children.

→ _____ are cute.

5 Look at sun suns.

→ _____ is shining.

Look at baby babies.

→ _____ are crying.

7 She has dog dogs.

→ _____ is small.

8 Look at mouse mice.

→ _____ is eating cheese.

Unit 1 • 7

- **Grammar Ready** prepares learners to recognize the key grammar with listening comprehension questions.

- **Grammar Set** allows learners to practice accurate and fluent use of grammar with various types of drills and exercises.

- **Go Go Grammar** leads learners master the practical use of grammar in an authentic context.

C. Look and write.

1  Peter has an umbrella and rain boots.
The umbrella is blue.
The rain boots are purple.

2  Sally has earrings and a ring.
The earrings is yellow.
The ring are red.

3  John has a hat and caps.
The hat is pink.
The caps are red and yellow.

4  Jean has a purse and schoolbags.
The purse is pink.
The schoolbags are orange.

WHAT'S WRONG?
Read and correct the mistakes.

1. A sun is shining. → _____
2. Look at a dogs. → _____
3. We are looking at a sky. → _____
4. There is a cat. A cat is white. → There is a cat. _____

GOGO GRAMMAR

How Much Do They Have?

MENU			
	Hot dog \$2		Cookie \$1
	Pear \$1		Burger \$3
	Muffin \$1		Popsicle \$1
	Sandwich \$2		

Look and write.

1  Peter has \$5. He buys a sandwich. The sandwich is yummy.
He buys a popsicle. The popsicle is cold. Now he has \$ 2.

2  Sue has \$10. She buys _____ is hot. Now she has _____
She buys _____ are soft. she has \$ _____.
She buys _____ is cold.

3  Dave has \$20. He buys _____ are small. Now he has \$ _____.
He buys _____ are sweet.
He buys _____ is cold.

Grammar Juice for Kids 3 Unit 1 • 9

- **What's Wrong?** trains learners to recognize and correct common grammar mistakes in sentences.

- **Two Progress Tests** aim to assess and evaluate the acquisition of grammar knowledge that learners have obtained.

- **One Final Test** assesses learners' academic achievement at the end of the course.

Grammar Juice for Kids



Nouns

Unit 1	The Children Are Happy. _ Articles + Singular Nouns / Plural Nouns	6
Unit 2	There Is a Lot of Water. _ Quantifiers + Count Nouns / Noncount Nouns	10
Unit 3	That Is Mine. _ Possessive Adjectives & Possessive Pronouns	14
Unit 4	Sue Likes Him. _ Subject Pronouns & Object Pronouns	18

Adjectives and Adverbs

Unit 5	He Is More Famous. _ Comparative Adjectives	22
Unit 6	Tim Is the Tallest Player. _ Superlative Adjectives	26
Unit 7	Turtles Move Slowly. _ Adverbs of Manner	30
Unit 8	It Is Too Hot. _ Adverbs of Degree	34

Questions

Unit 9	What Is She? _ Question Words: <i>Who, What</i>	38
Unit 10	How Old Is He? _ Question Word: <i>How</i>	42
Unit 11	Where Is the Store? _ Question Words: <i>When, Where</i>	46
Unit 12	Are They Students? _ Yes / No Questions VS. Wh- Questions	50

Progress Test I		54
------------------------	--	-----------



Contents

Present Simple Tense & Present Continuous Tense

Unit 13	I Am a Boy. _ The Present Simple: BE Verbs	56
Unit 14	She Jogs Every Morning. _ The Present Simple: Regular Verbs & Irregular Verbs	60
Unit 15	He Is Running Now. _ The Present Continuous	64
Unit 16	I Eat. / I Am Eating. _ The Present Simple VS. The Present Continuous	68

Past Simple Tense

Unit 17	I Was a Doctor. _ The Past Simple: BE Verbs	72
Unit 18	He Studied. / He Slept. _ The Past Simple: Regular Verbs & Irregular Verbs	76
Unit 19	He Invented the Light Bulb. _ The Past Simple	80
Unit 20	I Eat. / I Ate. _ The Present Simple VS. The Past Simple	84

Future Simple Tense

Unit 21	I Will Go to the Movies. _ Will: Affirmatives & Negatives	88
Unit 22	Will It Rain Tomorrow? _ Will: Yes / No Questions	92
Unit 23	She's Going to Cook Tonight. _ be going to: Affirmatives & Negatives	96
Unit 24	I Walk. / I Will Walk. _ The Present Simple VS. The Future Simple	100

Progress Test 2		104
------------------------	--	------------

Appendix		106
-----------------	--	------------



How to Make

one thing	a/an + singular noun	a kite	an orange
the only one thing the specific thing	the + singular noun plural noun	the sun the pen	the moon the pens

How to Use



TR 02



There is **a** ranch.
The ranch is huge.



There are tomatoes.
The tomatoes are fresh.



There is **a** volcano.
The volcano is smoking.



Look at **the** cowboys!
The cowboys are on the horses.



Look at **the** wolves.
The wolves are in the cave.




Look at **the** moon!
The moon is full.

GRAMMAR READY!

Listen and choose.



TR 03



- a** The potatoes are big.
b Potatoes are big.

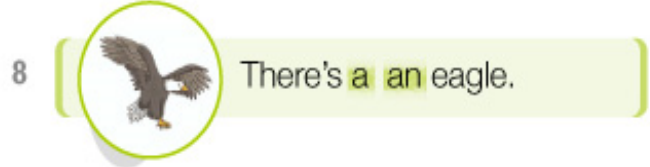
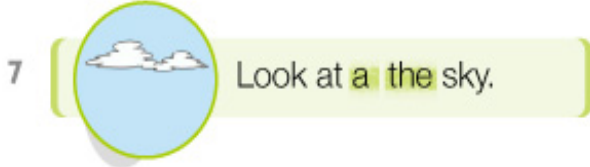
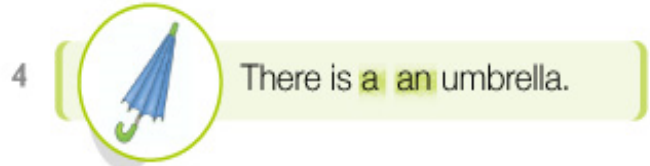
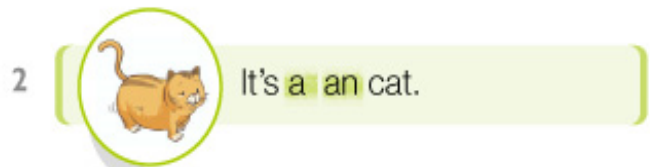
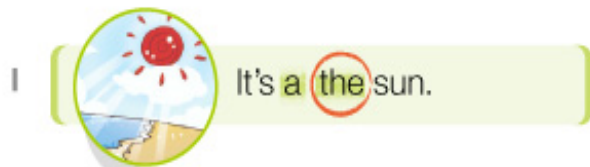


- a** The cat is black.
b A cat is black.



- a** Men are thirsty.
b The men are thirsty.

A. Look and choose.



B. Choose and write.

1 Look at the **moon** moons .
→ The moon is bright.

2 There is _____ **girl** girls .
→ _____ _____ is pretty.

3 Tom has _____ **apple** apples .
→ _____ _____ is green.

4 Look at _____ **child** children .
→ _____ _____ are cute.

5 Look at _____ **sun** suns .
→ _____ _____ is shining.

6 Look at _____ **baby** babies .
→ _____ _____ are crying.

7 She has _____ **dog** dogs .
→ _____ _____ is small.

8 Look at _____ **mouse** mice .
→ _____ _____ is eating cheese.

C. Look and write.

1



Peter has an umbrella and rain boots.

The umbrella is blue.

The rain boots are purple.

2




Sally has earrings and _____ ring.

_____ is yellow.

_____ are red.

3



John has _____ hat and caps.

_____ is pink.

_____ are red and yellow.

4



Jean has a purse and schoolbags.

_____ is pink.

_____ are orange.



WHAT'S WRONG?

Read and correct the mistakes.

1. A sun is shining. → _____

2. Look at a dogs. → _____










3. We are looking at a sky. → _____

4. There is a cat. A cat is white. → There is a cat. _____

How Much Do They Have?

MENU		
	Hot dog \$2	 Cookie \$1
		 Pear \$1
	Burger \$3	 Muffin \$1
		 Popsicle \$1
	Sandwich \$2	

Look and write.

		
<p>1 Peter has \$5.</p>	<p>He buys <u>a sandwich</u>. <u>The sandwich</u> is yummy. He buys <u>a popsicle</u>. <u>The popsicle</u> is cold.</p>	<p>Now he has \$ <u>2</u>.</p>
		
<p>2 Sue has \$10.</p>	<p>She buys _____ is hot. She buys _____ are soft. She buys _____ is cold.</p>	<p>Now she has \$ _____.</p>
		
<p>3 Dave has \$20.</p>	<p>He buys _____ are small. He buys _____ are sweet. He buys _____ is cold.</p>	<p>Now he has \$ _____.</p>



How to Make

	a/an	the	many	much	some / any	a lot of / no
Count Noun	an egg	the eggs	many eggs	x	some eggs any eggs	a lot of eggs no eggs
Noncount Noun	x	the rice	x	much rice	some rice any rice	a lot of rice no rice

How to Use  TR 04

There is **an** apple.



There are **many** apples.



There is **no** apple.



There is water.



There is **much** water.



There is **no** water.

GRAMMAR READY!

Listen and choose.  TR 05

- 1 a I have much money. 2 a There is no book. 3 a I see a lot of oranges.
 b I have no money. b There are a lot of books. b I see no oranges.

A. Choose the correct words.

1 a / an elephant

2 a / the sun

3 many / much cucumbers

4 a / some milk

5 no / an water

6 many / much soap

7 the / much children

8 a lot of / an umbrella

B. Read and choose.

Restaurant A



Restaurant B



1 There is a big clock.

Restaurant
A

Restaurant
B

2 There are a lot of flowers.

3 There is an umbrella.

4 There are many girls.

5 There is much bread.

6 There are some plants.

C. Look and complete the sentences.

1



There is a child.

2



There are many children.

3




There is _____ snow.

4




There is _____.

5



There are _____ sheep.

6



There is _____.

a
much
many
no

↕ ↕

snow
sheep
children

e **WHAT'S WRONG?**

Read and correct the mistakes.

1. There are a lot of frog. → _____


2. You have a umbrella. → _____

3. I don't have a pencils. → _____

4. There is a lot of rains. → _____

The Boy and the Wolf

Look and make a story.

<p>There is <u>a</u> boy. <u>The</u> boy is <u>a</u> shepherd. <u>The</u> shepherd has <u>many</u> sheep.</p> 	<p><u>The</u> shepherd cries.</p> 	
<p>People come. There is <u>a</u> wolf.</p> 	<p>There is <u>a</u> wolf!</p>  <p><u>The</u> shepherd cries again.</p>	<p>There is <u>a</u> wolf. People are angry.</p> 
<p>The next day, <u>some</u> wolves come. <u>The</u> shepherd cries.</p> 	<p><u>The</u> wolves eat <u>some</u> sheep.</p> 	



a many the no some



How to Make

Subject Pronouns	Possessive Adjectives	Possessive Pronouns	Subject Pronouns	Possessive Adjectives	Possessive Pronouns
I	my	mine	it	its	-
you	your	yours	we	our	ours
he	his	his	you	your	yours
she	her	hers	they	their	theirs

Whose book is it?

It is Emily's book. It is her book. It is hers.

How to Use



TR 06



I have a bicycle.
It is my bicycle. It's mine.



We have a treehouse.
It is our treehouse. It's ours.



Whose car is it?
It is Helen's car.
It is her car. It's hers.



Whose rollerblades are they?
They are Emily's rollerblades.
They are her rollerblades. They are hers.

GRAMMAR READY!

Listen and choose.



TR 07

- 1 a The pen is ours.
b The pen is mine.
- 2 a It is ours.
b It is yours.
- 3 a These are his.
b These are theirs.

A. Read and change.

- | | | | | | |
|---|--------------------|---|-----------------------|---|---------------------|
| 1 | I have a bag. | → | It is <u>my bag</u> . | → | It is <u>mine</u> . |
| 2 | You have a pencil. | → | It is _____. | → | It is _____. |
| 3 | He has a book. | → | It is _____. | → | It is _____. |
| 4 | She has boots. | → | They are _____. | → | They are _____. |
| 5 | We have a car. | → | It is _____. | → | It is _____. |
| 6 | They have a house. | → | It is _____. | → | It is _____. |

B. Read and match.

- | | | |
|----------------------------|---|--------------------|
| 1 This is my cell phone. | • | a These are his. |
| 2 It's our room. | • | b They are theirs. |
| 3 These are his shoes. | • | c This is mine. |
| 4 They are her glasses. | • | d It is his. |
| 5 It is his ball. | • | e It is ours. |
| 6 They are their bicycles. | • | f They are hers. |
- Note: A red dashed line connects item 1 to item c.*


C. Look and complete the sentences.

I have a skateboard.
You have a kite.
We have bicycles.




She has an MP3 player.
He has a cell phone.
They have a car.




1  It's my skateboard.
It's mine.

2  It's _____ kite.
It's _____.

3  They are _____ bicycles.
They are _____.

4  It's _____ MP3 player.
It's _____.






5  It's _____ cell phone.
It's _____.

6  It's _____ car.
It's _____.


e WHAT'S WRONG?
Read and correct the mistakes.


1. This is my. → _____
2. It is your's. → _____
3. They are her's. → _____
4. Those are our's. → _____


Lost and Found


Lost Items				
				
I	You	Emily	Alex	Mr. & Mrs. Kim


Answer the questions.

1  Q: Whose umbrella is it?
 A: It is my umbrella . It's mine .

2  Q: Whose hair pin is it?
 A: _____ . _____ .

3  Q: Whose glasses are they?
 A: They are Emily's glasses.
They are her glasses . _____ .

4  Q: Whose MP3 player is it?
 A: It is Alex's MP3 player.
 _____ . _____ .

5  Q: Whose books are they?
 A: They are Mr. and Mrs Kim's books.
 _____ . _____ .



How to Make

Subject Pronouns	Object Pronouns	Subject Pronouns	Object Pronouns
I	me	it	it
you	you	you	you
he	him	we	us
she	her	they	them

How to Use



TR 08



John likes Emily.

He likes her.



Jenny wants a bicycle.

She wants it.



Sue and Tom eat sandwiches.

They eat them.



My sister and I like hamsters.

We like them.

GRAMMAR READY!

Listen and choose.



TR 09

- 1 a He drinks hot cocoa. 2 a Anne flies it. 3 a They love it.
 b She drinks hot cocoa. b Anne flies them. b They love her.

A. Read and write.











1	Alice	doesn't like	meat	.
	She		it	
2	Andy	is feeding	his cat	.
3	Bill and I	play	the guitar	.
4	Becky's dog	loves	bones	.
5	Sam and Tom	are eating	hamburgers	.

B. Read and match.

1 I like watermelons.	•	a He has them.
2 You want some juice.	•	b It has them.
3 Tom has some pens.	•	c We have them.
4 Sally needs some water.	•	d I like them.
5 Sam and I have some pencils.	•	e You want it.
6 Your dog has two balls.	•	f She needs it.

Note: A red dashed line connects the dot of item 1 to the dot of item d.

C. Look and write.

1 Dad 	2 Mom 	3 I 	4 My sister 	5 Spot and Fluffy 
♥	♥	♥	♥	♥
				

- 1 Dad loves Mom. → He loves her.
- 2 Mom loves _____ . → _____ .
- 3 I love _____ . → _____ .
- 4 My sister loves _____ . → _____ .
- 5 Spot and Fluffy love _____ . → _____ .



WHAT'S WRONG?

Read and correct the mistakes.

1. I like his. → _____
2. You love my. → _____
3. She is eating they. → _____
4. They are drinking its. → _____