

2nd Edition

Grammar

Cue



PLUS

TEACHER'S GUIDE

3

Contents

Contents	2
Introduction & Components	4
Unit Guide	6

1. Nouns & Pronouns

Unit 01	Nouns	10
Unit 02	Possessives	14
Unit 03	Quantity Words	18
Unit 04	Pronouns: Indefinite	22

2. Tense

Unit 05	Present Tense	28
Unit 06	Past Tense	32
Unit 07	Future Tense	36
Unit 08	Present Perfect 1	40
Unit 09	Present Perfect 2	44

3. More Verbs & Passives

Unit 10	Helping Verbs	50
Unit 11	Passives	54
Unit 12	Gerunds & Infinitives	58

4. Comparisons & Participles

Unit 13	Comparisons	64
Unit 14	Present Participle	68
Unit 15	Past Participle	72

5. Conjunctions & Exclamations

Unit 16	Conjunctions	78
Unit 17	Exclamations	82

6. Sentence

Unit 18	Sentence Structure	88
Unit 19	Speech	92
Unit 20	Conditional Sentences	96

Review & Mid-term/Final Test

Review 1	Units 1~4	102
Review 2	Units 5~9	104
Review 3	Units 10~12	106
Mid-term Test		108
Review 4	Units 13~15	110
Review 5	Units 16~17	112
Review 6	Units 18~20	114
Final Test		116

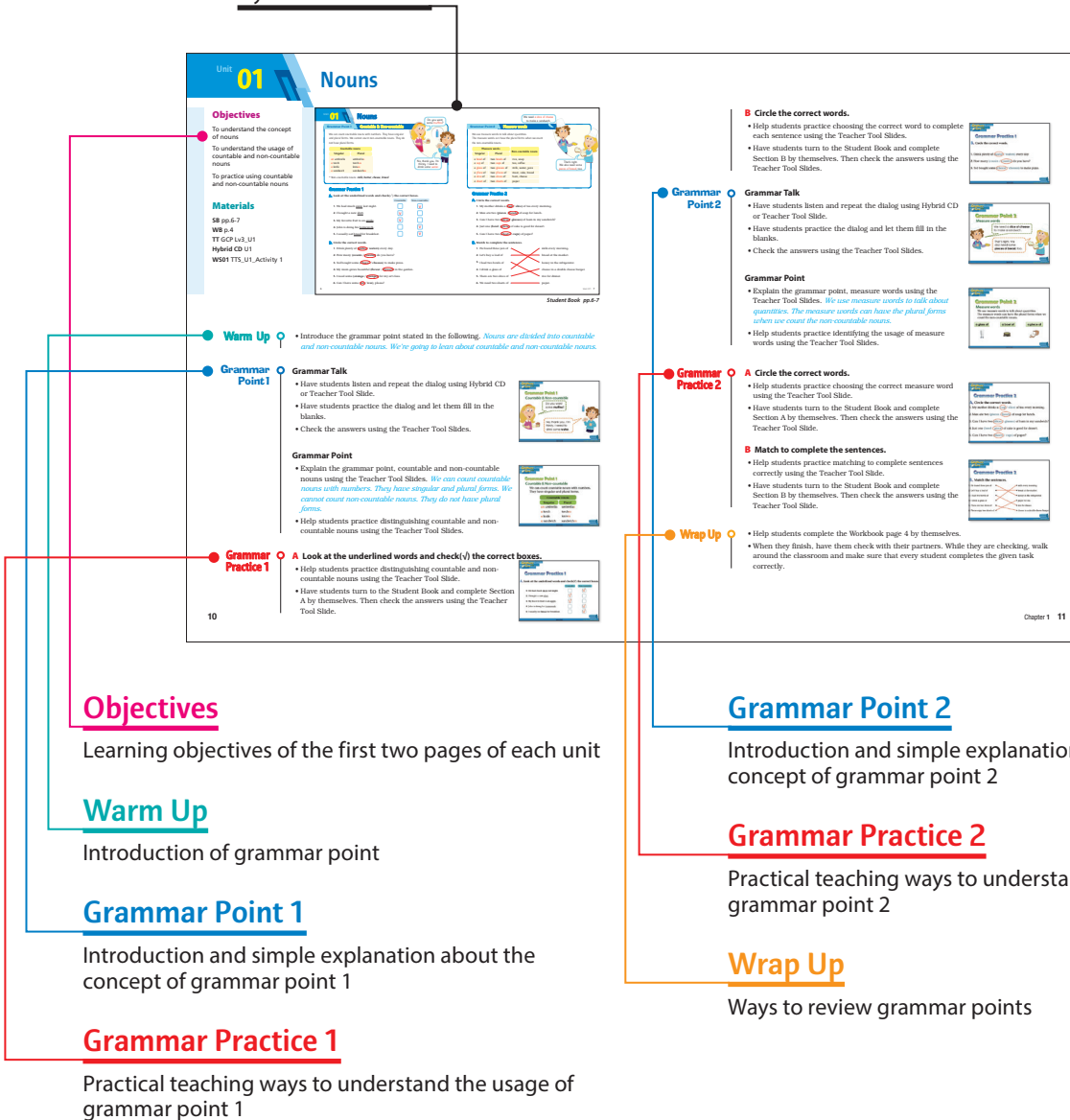
Introduction


Teacher's Guide Book of Grammar Cue Plus 2nd Edition is designed to provide easy-to-follow lesson plans for Student Book. This full-colored Guide Book supports learning objectives with fun and easy ideas. It also provides accessible ways on using the Teacher Tool and CD-ROM. A visualized answer key for Student Book in each page helps teachers save time to plan lessons for the class.



Each unit of Teacher's Guide Book is composed of 4 pages.

Visualized answer key for Student Book





Objectives

Learning objectives of the second two pages of each unit

Warm Up

Practical teaching ways to review the concept and usage of grammar points

Grammar Extension

Teaching ways to expand the usage of grammar point in dialogs or sentences

Grammar in Passage

Teaching ways to identify the usage of grammar point in context

Grammar in Use

Teaching tips to enhance the usage of grammar point by connecting each student's experience

Wrap Up

Ways to review the concept of grammar points

Optional Activities

Simple and accurate explanation about activities presented in the Teacher Tool

Components

Student Book


- Colorful Illustrations
- 6 Chapters with 20 Units
- 2 Grammar Points with Dialogs in Each Unit
- 6 Clear Sections in Each Unit
- Review Test in Every Chapter
- Mid-term & Final Test

Workbook

- 2 Pages for Each Unit
- Practical and Various Exercises to Identify Grammar Point

Hybrid CD (Audio + CD-ROM)

- Audio Tracks for Workbook
- Interactive E-Book
- Games to Identify the Usage of Grammar Point



Teacher's Guide Book

- Full-Color Pages
- Easy-to-Follow Lesson Plans for Student Book
- Fun and Easy Ideas to Support Learning Objectives
- Accessible Teaching Ways on using the Teacher Tool and CD-ROM
- Visualized Answer Key for Student Book

Downloadable Resources

www.languageworldbooks.com

- Answer Key for Student Book
- Printable Tests and Answer Key
- Syllabus & Lesson Plan for Each Study
- Available Teacher Tool in the Classroom

Unit Guide



Grammar Cue Plus is a three-level grammar program that helps students enhance their speaking and writing accuracy and fluency by providing the important basic grammar points. Students acquire the core grammar skills while they write their own experiences using the grammar points in each lesson. The learners can have the concrete grammar skills and apply their grammar knowledge in their English expressions with more confidence.

Grammar Point

This section introduces new grammar concepts with the clear definitions and tables showing grammatical forms, meanings, and usage.

Grammar Talk

Simple and clear conversations provide communicational expressions, using the grammar learned from Grammar Point.

Unit 01 Nouns

Grammar Point 1 Countable & Non-countable

We can count countable nouns with numbers. They have singular and plural forms. We cannot count non-countable nouns. They do not have plural forms.

Countable nouns	
Singular	Plural
an umbrella	umbrellas
a torch	torches
a knife	knives
a sandwich	sandwiches

* Non-countable nouns: milk, butter, cheese, bread

Grammar Practice 1

A. Look at the underlined words and check (✓) the correct boxes.

	Countable	Non-countable
1. We had much <u>snow</u> last night.	<input type="checkbox"/>	<input type="checkbox"/>
2. I bought a new <u>shirt</u> .	<input type="checkbox"/>	<input type="checkbox"/>
3. My favorite fruit is an <u>apple</u> .	<input type="checkbox"/>	<input type="checkbox"/>
4. John is doing his <u>homework</u> .	<input type="checkbox"/>	<input type="checkbox"/>
5. I usually eat <u>bread</u> for breakfast.	<input type="checkbox"/>	<input type="checkbox"/>

B. Circle the correct words.

- Drink plenty of (water / waters) every day.
- How many (cousin / cousins) do you have?
- Ted bought some (cheese / cheeses) to make pizza.
- My mom grows beautiful (flower / flowers) in the garden.
- I need some (orange / oranges) for my art class.
- Can I have some (ice / ices), please?

Grammar Point 2 Measure words

We use measure words to talk about quantities. The measure words can have the plural forms when we count the non-countable nouns.

Measure words		
Singular	Plural	Non-countable nouns
a bowl of	two bowls of	rice, soup
a cup of	two cups of	tea, coffee
a glass of	two glasses of	milk, water, juice
a piece of	two pieces of	meat, cake, bread
a slice of	two slices of	ham, cheese
a sheet of	two sheets of	paper

Grammar Practice 2

A. Circle the correct words.

- My mother drinks a (cup / slice) of tea every morning.
- Max ate two (pieces / bowls) of soup for lunch.
- Can I have two (slices / glasses) of ham in my sandwich?
- Just one (bowl / piece) of cake is good for dessert.
- Can I have two (sheets / cups) of paper?

B. Match to complete the sentences.

1. He found three jars of *	* milk every morning.
2. Let's buy a loaf of *	* bread at the market.
3. I had two bowls of *	* honey in the refrigerator.
4. I drink a glass of *	* cheese in a double cheese burger.
5. There are two slices of *	* rice for dinner.
6. We need two sheets of *	* paper.

Grammar Practice

Various exercises give students the opportunities to practice and get a better sense of the target grammar.

Grammar Extension

Various exercises help students expand the usage of grammar in the completion of dialogs or sentences to build students' grammar skills and confidence in English.

Grammar Extension







A. Complete the dialogs with the correct nouns.

1. A: Do you need anything from the bakery?
B: Please buy me a loaf of _____.
2. A: What should I put into the pancake mix?
B: You should put two glasses of _____.
3. A: Let's go to the movies.
B: I'm sorry. I have a lot of _____ to do.
4. A: Don't touch those _____. They are very sharp.
B: OK. I won't touch them.
5. A: Can we have two bowls of _____?
B: Sure. Is there anything else you'd like to order?

homework
soup
bread
milk
knife

B. Choose the words and complete the sentences with the correct forms.

juice giraffe dessert egg star chicken

1.  Two _____ are eating leaves.
2.  There is an _____ in the nest.
3.  Look at the _____ in the sky.
4.  _____ is my favorite food.
5.  I want to drink some cranberry _____.
6.  What would you like for _____?

C. Correct the underlined words and rewrite the sentences.

1. Please don't touch those jar.

2. We need some glues to fix this vase.

3. Bring some butters from the refrigerator.

Grammar in Passage

Read, choose the words, and complete the passage.



tongue juice food pieces of cookies
How do we taste _____? We use our _____ to taste food. Here are some _____ and some _____ cake for dessert. How do they taste? They are sweet, aren't they? How about orange _____? It tastes sour.

Grammar in Use

What toppings do you like to put on your pizza?

Self Check

- I can count countable nouns, but I cannot count non-countable nouns. ☐
- I can use the correct measure words to talk about quantities. ☐

Grammar in Passage

A variety of topics are chosen in this section to help students understand the target grammar in the proper context.

Grammar Check

Students can check their understanding of the target grammar by themselves to manage their goals at the end of each unit.

Review

This section checks students' understanding of grammar that they have learned.

Mid-term & Final Test

Through these tests, students can check their understanding of the grammar that they've learned, and teachers can evaluate how much grammar knowledge they have taught.



Nouns & Pronouns

Objectives

Target

Nouns and Pronouns

Learning Objectives

To identify the types of nouns and pronouns

To learn about the usage of nouns and pronouns

To learn about countable and non-countable nouns

To learn about measure words and quantity words

To learn and distinguish possessive pronouns and possessive adjectives

To practice the usage of nouns and pronouns in context

To review the usage of nouns and pronouns through activities and games

Learning Point Overview

Unit	Grammar Point	Grammar in Context
1	Nouns Countable & Non-countable	A: Do you want some muffins ? B: No, thank you. I'm thirsty. I need to drink some water .
	Nouns Measure words	A: We need a slice of cheese to make a sandwich. B: That's right. We also need some pieces of bread , too.
2	Possessives Possessive pronouns	A: I found this book in the classroom. Is it yours ? B: No, that's not mine .
	Possessives Possessive adjectives	A: This is my classroom. B: We are in the same class. So, this is our classroom.
3	Quantity Words <i>a few, a little, many, much, a lot of</i>	A: I had too much food. B: Yes, you had so many plates.
	Quantity Words <i>some, any</i>	A: Do you have any oranges? B: Sorry, I don't have any oranges, but I have some bananas.
4	Pronouns: Indefinite Affirmatives	A: Let's go somewhere to have a picnic. B: Okay. Is there anything I can bring?
	Pronouns: Indefinite Negatives	A: I'm bored. I have nothing to do now. B: Me, too! There's nobody to play with.

Daily Lesson Plan

Process	Unit PART 1	Unit PART 2
Warm Up	Introduce Grammar Point	Review Grammar Point
Main Lesson	<p>Grammar Talk 1&2 Dialogs to learn how nouns and pronouns are really used</p> <p>Grammar Point 1&2 Concepts of nouns and pronouns</p> <p>Grammar Practice 1&2 Exercises to improve the sense of understanding nouns and pronouns</p>	<p>Grammar Extension Exercises to extend the usage of the target grammar point, nouns and pronouns</p> <p>Grammar in Passage Activities to help understand the target grammar point, nouns and pronouns in context</p> <p>Grammar in Use Activities to check the understanding of the target grammar point, nouns and pronouns</p>
Wrap Up	Review Homework	Review Homework

Materials

Student Book 3 pp.6-21

Workbook 3 pp.4-11

Teacher Tool Lv3_Unit 1-4

Audio CD Track 02-05

Hybrid CD Unit 1-4

Contents in Teacher Tool

Unit Study

Activity Guide

- Unit 1: Making Sentences
Perfect Match
- Unit 2: Making Sentences
Dice Sentence
- Unit 3: Making Sentences
Rock-scissors-paper!
- Unit 4: Making Sentences
Spinning Chain

Review Worksheet: Grammar in Use

Flash Cards or Word Cards

Objectives

To understand the concept of nouns

To understand the usage of countable and non-countable nouns

To practice using countable and non-countable nouns

Materials

SB pp.6-7

WB p.4

TT GCP Lv3_U1

Hybrid CD U1

WS01 TTS_U1_Activity 1

Unit 01 Nouns

Grammar Point 1 Countable & Non-countable

We can count countable nouns with numbers. They have singular and plural forms. We cannot count non-countable nouns. They do not have plural forms.

Countable nouns	
Singular	Plural
a(n) umbrella	umbrellas
a torch	torches
a knife	knives
a sandwich	sandwiches

* Non-countable nouns: milk, butter, cheese, bread

Grammar Practice 1

A. Look at the underlined words and check(✓) the correct boxes.

	Countable	Non-countable
1. We had much <u>snow</u> last night.	<input type="checkbox"/>	<input checked="" type="checkbox"/>
2. I bought a new <u>shirt</u> .	<input checked="" type="checkbox"/>	<input type="checkbox"/>
3. My favorite fruit is an <u>apple</u> .	<input checked="" type="checkbox"/>	<input type="checkbox"/>
4. John is doing his <u>homework</u> .	<input type="checkbox"/>	<input checked="" type="checkbox"/>
5. I usually eat <u>bread</u> for breakfast.	<input type="checkbox"/>	<input checked="" type="checkbox"/>

B. Circle the correct words.

- Drink plenty of (water / waters) every day.
- How many (cousin / cousins) do you have?
- Ted bought some (cheese / cheeses) to make pizza.
- My mom grows beautiful (flower / flowers) in the garden.
- I need some (orange / oranges) for my art class.
- Can I have some (ice / ices), please?

Grammar Point 2 Measure words

We use measure words to talk about quantities. The measure words can have the plural forms when we count the non-countable nouns.

Measure words		Non-countable nouns
Singular	Plural	
a bowl of	two bowls of	rice, soup
a cup of	two cups of	tea, coffee
a glass of	two glasses of	milk, water, juice
a piece of	two pieces of	meat, cake, bread
a slice of	two slices of	ham, cheese
a sheet of	two sheets of	paper

Grammar Practice 2

A. Circle the correct words.

- My mother drinks a (cup / slice) of tea every morning.
- Max ate two (pieces / bowls) of soup for lunch.
- Can I have two (slices / glasses) of ham in my sandwich?
- Just one (bowl / piece) of cake is good for dessert.
- Can I have two (sheets / cups) of paper?

B. Match to complete the sentences.

1. He found three jars of	_____	milk every morning.
2. Let's buy a loaf of	_____	bread at the market.
3. I had two bowls of	_____	honey in the refrigerator.
4. I drink a glass of	_____	cheese in a double cheese burger.
5. There are two slices of	_____	rice for dinner.
6. We need two sheets of	_____	paper.

Student Book pp.6-7

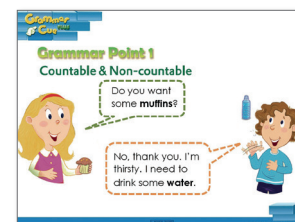
Warm Up

- Introduce the grammar point stated in the following. *Nouns are divided into countable and non-countable nouns. We're going to learn about countable and non-countable nouns.*

Grammar Point 1

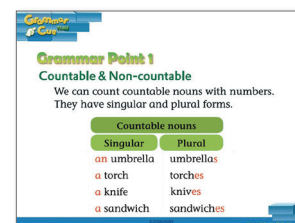
Grammar Talk

- Have students listen and repeat the dialog using Hybrid CD or Teacher Tool Slide.
- Have students practice the dialog and let them fill in the blanks.
- Check the answers using the Teacher Tool Slides.



Grammar Point

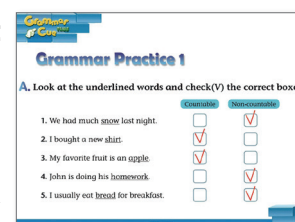
- Explain the grammar point, countable and non-countable nouns using the Teacher Tool Slides. *We can count countable nouns with numbers. They have singular and plural forms. We cannot count non-countable nouns. They do not have plural forms.*
- Help students practice distinguishing countable and non-countable nouns using the Teacher Tool Slides.



Grammar Practice 1

A Look at the underlined words and check(✓) the correct boxes.

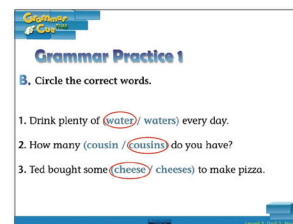
- Help students practice distinguishing countable and non-countable nouns using the Teacher Tool Slide.
- Have students turn to the Student Book and complete Section



A by themselves. Then check the answers using the Teacher Tool Slide.

B Circle the correct words.

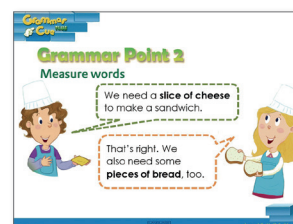
- Help students practice choosing the correct word to complete each sentence using the Teacher Tool Slides.
- Have students turn to the Student Book and complete Section B by themselves. Then check the answers using the Teacher Tool Slides.



Grammar Point 2

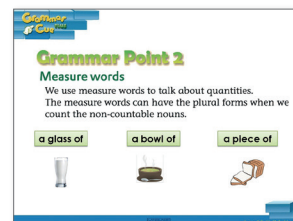
Grammar Talk

- Have students listen and repeat the dialog using Hybrid CD or Teacher Tool Slide.
- Have students practice the dialog and let them fill in the blanks.
- Check the answers using the Teacher Tool Slides.



Grammar Point

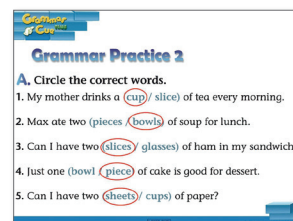
- Explain the grammar point, measure words using the Teacher Tool Slides. *We use measure words to talk about quantities. The measure words can have the plural forms when we count the non-countable nouns.*
- Help students practice identifying the usage of measure words using the Teacher Tool Slides.



Grammar Practice 2


A Circle the correct words.

- Help students practice choosing the correct measure word using the Teacher Tool Slide.
- Have students turn to the Student Book and complete Section A by themselves. Then check the answers using the Teacher Tool Slide.



B Match to complete the sentences.

- Help students practice matching to complete sentences correctly using the Teacher Tool Slide.
- Have students turn to the Student Book and complete Section B by themselves. Then check the answers using the Teacher Tool Slide.



Wrap Up

- Help students complete the Workbook page 4 by themselves.
- When they finish, have them check with their partners. While they are checking, walk around the classroom and make sure that every student completes the given task correctly.

Objectives

To review the concept of nouns

To identify the usage of countable and non-countable nouns

To use countable and non-countable nouns correctly

Materials

SB pp.8-9

WB p.5

TT GCP Lv3_U1

Audio CD Track 02

Hybrid CD U1

WS02 TTS_U1_Grammar in Use

WS03 TTS_U1_Activity 2







Grammar Extension

A. Complete the dialogs with the correct nouns.

- A: Do you need anything from the bakery?
B: Please buy me a loaf of bread.
- A: What should I put into the pancake mix?
B: You should put two glasses of milk.
- A: Let's go to the movies.
B: I'm sorry. I have a lot of homework to do.
- A: Don't touch those knives. They are very sharp.
B: OK. I won't touch them.
- A: Can we have two bowls of soup?
B: Sure. Is there anything else you'd like to order?

B. Choose the words and complete the sentences with the correct forms.

juice giraffe dessert egg star chicken

-  Two giraffes are eating leaves.
-  There is an egg in the nest.
-  Look at the stars in the sky.
-  Chicken is my favorite food.
-  I want to drink some cranberry juice.
-  What would you like for dessert?

C. Correct the underlined words and rewrite the sentences.

- Please don't touch those jar.
⇒ Please don't touch those jars.
- We need some glues to fix this vase.
⇒ We need some glue to fix this vase.
- Bring some butters from the refrigerator.
⇒ Bring some butter from the refrigerator.

Grammar in Passage

Read, choose the words, and complete the passage.

tongue juice food pieces of cookies

How do we taste food? We use our tongue to taste food. Here are some cookies, and some pieces of cake for dessert. How do they taste? They are sweet, aren't they? How about orange juice? It tastes sour.

Grammar in Use

What toppings do you like to put on your pizza?
⇒ I like peperoni and tomatoes on my pizza.

Self Check

- I can count countable nouns, but I cannot count non-countable nouns. ☐
- I can use the correct measure words to talk about quantities. ☐

Student Book pp.8-9

Warm Up

- Review the grammar point stated in the following. *We can count countable nouns with numbers. But non-countable nouns have no plural forms so we use measure words to express their quantities, such as 'a bowl of soup.' Measure words can have plural forms when we count the non-countable nouns, such as 'two glasses of milk.'*

Grammar Extension

A Complete the dialogs with the correct nouns.

- Have students read the words on the right in the Student Book.
- Help students practice completing each dialog with the correct noun using the Teacher Tool Slides.
- Have students turn to the Student Book and complete Section A by themselves.
- Check the answers using the Teacher Tool Slides.

Grammar Extension

A. Complete the dialogs with the correct nouns.

- A: Do you need anything from the bakery?
B: Please buy me a loaf of bread.
- A: What should I put into the pancake mix?
B: You should put two cups of milk.
- A: Let's go to the movies.
B: I'm sorry. I have a lot of homework to do.




B Choose the words and complete the sentences with the correct forms.

- Explain the usage of countable and non-countable nouns once more. *Countable nouns have plural forms. Non-countable nouns do not have plural forms. So we use measure words to talk about their quantities.*
- Help students practice completing each sentence with the correct form of nouns using the Teacher Tool Slides.
- Have students turn to the Student Book and complete Section B by themselves.
- Check the answers using the Teacher Tool Slides.

Grammar Extension

B. Choose the words and complete the sentences with the correct forms.

juice giraffe dessert egg star chicken

-  Two giraffes are eating leaves.
-  There is an egg in the nest.
-  Look at the stars in the sky.