

**2nd Edition**

# Grammar Cue PLUS



**TEACHER'S GUIDE**

**2**

# Contents

Contents	2
Introduction & Components	4
Unit Guide	6

## 1. Nouns & Pronouns

Unit 01	<b>Plural Nouns</b>	10
Unit 02	<b>Pronouns</b>	14
Unit 03	<b>Possessives</b>	18
Unit 04	<b>Demonstratives</b>	22

## 2. Continuous Tense

Unit 05	<b>Present Continuous</b>	28
Unit 06	<b>Past Simple</b>	32
Unit 07	<b>Past Continuous</b>	36
Unit 08	<b>Be going to</b>	40

## 3. Verbs

Unit 09	<b>Helping Verbs 1</b>	46
Unit 10	<b>Helping Verbs 2</b>	50
Unit 11	<b>Gerunds</b>	54
Unit 12	<b>Infinitives</b>	58

## 4. Adjectives & Adverbs

Unit 13	<b>Adjectives &amp; Adverbs</b>	64
Unit 14	<b>Adverbs 1</b>	68
Unit 15	<b>Adverbs 2</b>	72
Unit 16	<b>Comparisons</b>	76

## 5. Prepositions & Conjunctions

Unit 17	<b>Prepositions</b>	82
Unit 18	<b>Conjunctions</b>	86

## 6. Sentence

Unit 19	<b>Sentence Structure</b>	92
Unit 20	<b>Tag Questions</b>	96

## Review & Mid-term/Final Test

Review 1	<b>Units 1~4</b>	102
Review 2	<b>Units 5~8</b>	104
Review 3	<b>Units 9~12</b>	106
Mid-term Test		108
Review 4	<b>Units 13~16</b>	110
Review 5	<b>Units 17~18</b>	112
Review 6	<b>Units 19~20</b>	114
Final Test		116

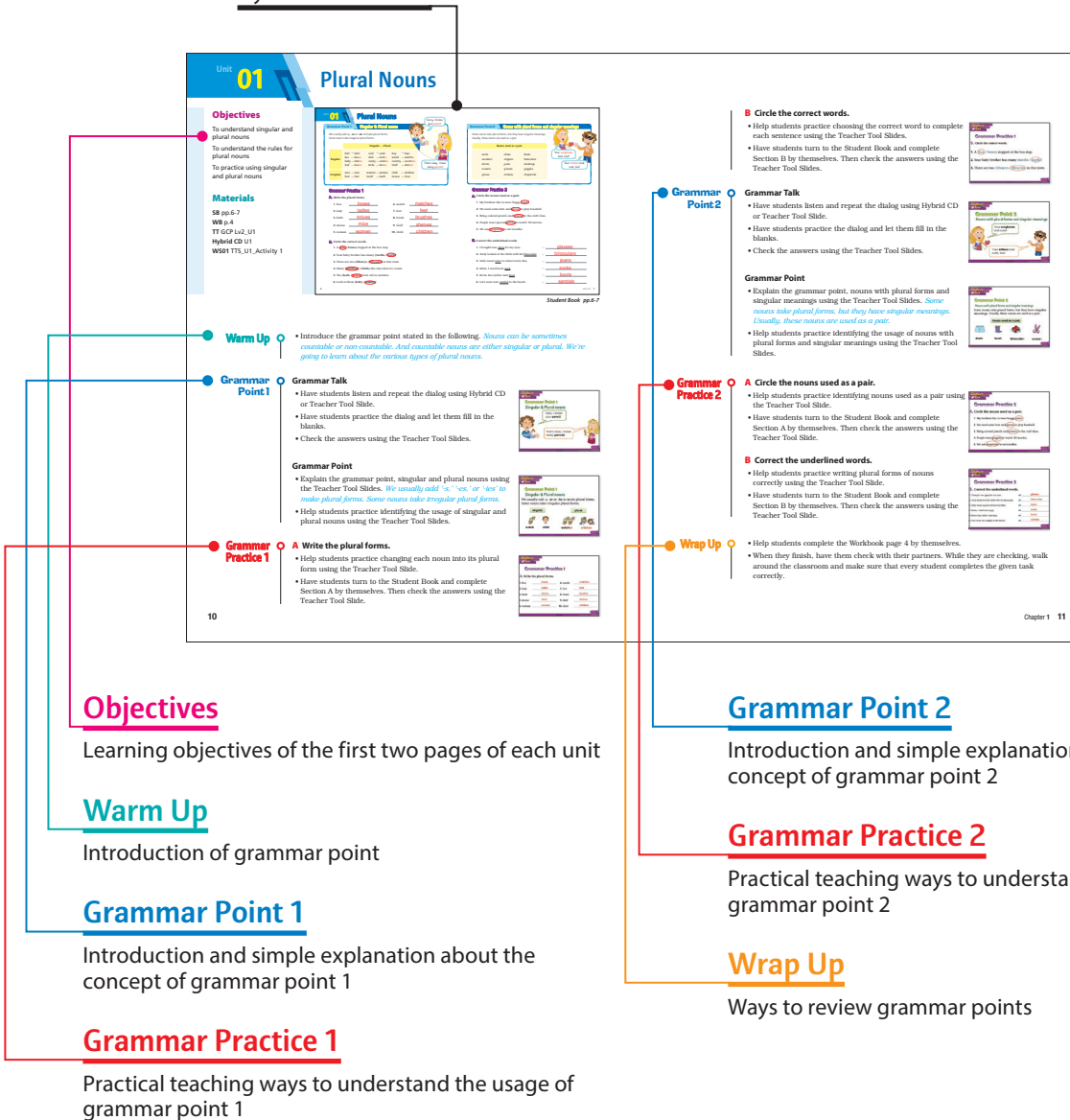
# Introduction

**Teacher's Guide Book** of Grammar Cue Plus 2nd Edition is designed to provide easy-to-follow lesson plans for Student Book. This full-colored Guide Book supports learning objectives with fun and easy ideas. It also provides accessible ways on using the Teacher Tool and CD-ROM. A visualized answer key for Student Book in each page helps teachers save time to plan lessons for the class.




**Each unit of Teacher's Guide Book is composed of 4 pages.**

Visualized answer key for Student Book







## Objectives

Learning objectives of the second two pages of each unit

## Warm Up

Practical teaching ways to review the concept and usage of grammar points

## Grammar Extension

Teaching ways to expand the usage of grammar point in dialogs or sentences

## Grammar in Passage

Teaching ways to identify the usage of grammar point in context

## Grammar in Use

Teaching tips to enhance the usage of grammar point by connecting each student's experience

## Wrap Up

Ways to review the concept of grammar points

## Optional Activities

Simple and accurate explanation about activities presented in the Teacher Tool

# Components

## Student Book

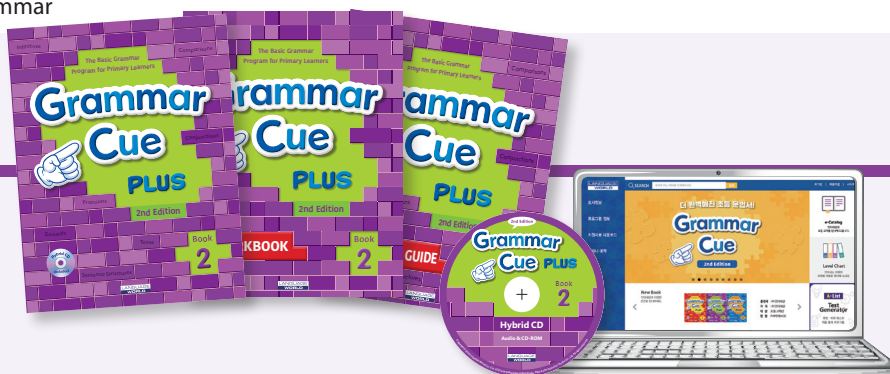
- Colorful Illustrations
- 6 Chapters with 20 Units
- 2 Grammar Points with Dialogs in Each Unit
- 6 Clear Sections in Each Unit
- Review Test in Every Chapter
- Mid-term & Final Test

## Workbook

- 2 Pages for Each Unit
- Practical and Various Exercises to Identify Grammar Point

## Hybrid CD (Audio + CD-ROM)

- Audio Tracks for Workbook
- Interactive E-Book
- Games to Identify the Usage of Grammar Point




## Teacher's Guide Book

- Full-Color Pages
- Easy-to-Follow Lesson Plans for Student Book
- Fun and Easy Ideas to Support Learning Objectives
- Accessible Teaching Ways on using the Teacher Tool and CD-ROM
- Visualized Answer Key for Student Book

## Downloadable Resources [www.languageworldbooks.com](http://www.languageworldbooks.com)

- Answer Key for Student Book
- Printable Tests and Answer Key
- Syllabus & Lesson Plan for Each Study
- Available Teacher Tool in the Classroom

# Unit Guide



**Grammar Cue Plus** is a three-level grammar program that helps students enhance their speaking and writing accuracy and fluency by providing the important basic grammar points. Students acquire the core grammar skills while they write their own experiences using the grammar points in each lesson. The learners can have the concrete grammar skills and apply their grammar knowledge in their English expressions with more confidence.

## Grammar Point

This section introduces new grammar concepts with the clear definitions and tables showing grammatical forms, meanings, and usage.

## Grammar Talk

Simple and clear conversations provide communicational expressions, using the grammar learned from Grammar Point.

### Unit 01 Plural Nouns

**Grammar Point 1 Singular & Plural nouns**

We usually add **-s**, **-es** or **-ies** to make plural forms. Some nouns take irregular plural forms.

	Singular → Plural		
<b>Regular</b>	ball → balls bus → buses baby → babies leaf → leaves	card → cards dish → dishes candy → candies knife → knives	boy → boys watch → watches country → countries shelf → shelves
<b>Irregular</b>	man → men foot → feet	woman → women tooth → teeth	child → children mouse → mice

Sorry, I broke your **pencil**.  
That's okay. I have many **pencils**!

**Grammar Practice 1**

**A. Write the plural forms.**

- box \_\_\_\_\_
- lady \_\_\_\_\_
- knife \_\_\_\_\_
- mouse \_\_\_\_\_
- woman \_\_\_\_\_
- match \_\_\_\_\_
- foot \_\_\_\_\_
- brush \_\_\_\_\_
- shelf \_\_\_\_\_
- child \_\_\_\_\_

**B. Circle the correct words.**

- A (bus / buses) stopped at the bus stop.
- Your baby brother has many (tooths / teeths)!
- There are two (librarys / libraries) in this town.
- Many (children / childs) like chocolate ice cream.
- The (leafs / leaves) turn red in autumn.
- Look at those (baby / babies)!

**Grammar Point 2 Nouns with plural forms and singular meanings**

Some nouns take plural forms, but they have singular meanings. Usually, these nouns are used as a pair.

Nouns used as a pair		
socks	shoes	boots
sneakers	slippers	binoculars
shorts	jeans	stockings
scissors	glasses	goggles
gloves	mittens	chopsticks

Your **sunglasses** look cool!  
Your **mittens** look cute, too!

**Grammar Practice 2**

**A. Circle the nouns used as a pair.**

- My brothers like to wear baggy pants.
- We need some bats and gloves to play baseball.
- Bring colored pencils and scissors to the craft class.
- People wear special glasses to watch 3D movies.
- We use chopsticks to eat noodles.

**B. Correct the underlined words.**

- I bought new glass for my eyes. → \_\_\_\_\_
- Andy looked at the birds with his binocular. → \_\_\_\_\_
- Sally wears jean to school every day. → \_\_\_\_\_
- Mom, I need more sock. → \_\_\_\_\_
- Kevin has yellow rain boot. → \_\_\_\_\_
- Let's wear new sandal to the beach. → \_\_\_\_\_

## Grammar Practice

Various exercises give students the opportunities to practice and get a better sense of the target grammar.

## Grammar Extension

Various exercises help students expand the usage of grammar in the completion of dialogs or sentences to build students' grammar skills and confidence in English.

### Grammar Extension

#### A. Complete the sentences with the plural forms.

- shoe Ballerinas wear ballet \_\_\_\_\_ on the stage.
- foot Eddie and Ted hurt their \_\_\_\_\_.
- toothbrush Mrs. Adams bought \_\_\_\_\_ for her children.
- face I can see many happy \_\_\_\_\_ in this picture.
- family \_\_\_\_\_ are having vacations at the beach.
- dish I sometimes wash the \_\_\_\_\_ after dinner.
- elf Three \_\_\_\_\_ were flying in the forest.
- sneaker Harry got new \_\_\_\_\_ for his birthday present.
- goose Five \_\_\_\_\_ are walking in a row.

#### B. Choose the nouns and complete the sentences with the plural forms.

mitten	pant	bookshelf	fish
apple	scissor	country	sandal

- Kelly likes fruit. She eats three \_\_\_\_\_ a day.
- We need \_\_\_\_\_ to cut the paper.
- Let's put on \_\_\_\_\_ and make a snowman.
- My family travelled many \_\_\_\_\_ around the world.
- Emily always wears a skirt. She never wears \_\_\_\_\_.
- Please put the books on the \_\_\_\_\_.
- Dad went fishing. He caught many \_\_\_\_\_.
- I need beach \_\_\_\_\_ for summer vacation.

#### C. Rewrite the sentences using the correct plural nouns.

- Two student are from the United States.

➡ \_\_\_\_\_

- Do you need a fork or chopstick?

➡ \_\_\_\_\_

- Please put on slipper in this room.

➡ \_\_\_\_\_

### Grammar in Passage

#### Read, choose the words, and complete the passage with the plural forms.



point short shoe player team

Do you like basketball? We need two \_\_\_\_\_ to play the game. There are five \_\_\_\_\_ on each team. The players shoot the ball into a basket and score two \_\_\_\_\_. They wear \_\_\_\_\_ and basketball \_\_\_\_\_.

### Grammar in Use

#### What do you have in your closet?

➡ \_\_\_\_\_

#### Self Check

- I can write the regular and irregular plural nouns. ☐
- I can tell some nouns take plural forms but they have singular meanings. ☐

## Grammar in Passage

A variety of topics are chosen in this section to help students understand the target grammar in the proper context.

## Grammar Check

Students can check their understanding of the target grammar by themselves to manage their goals at the end of each unit.

## Review

This section checks students' understanding of grammar that they have learned.

## Mid-term & Final Test

Through these tests, students can check their understanding of the grammar that they've learned, and teachers can evaluate how much grammar knowledge they have taught.



# Nouns & Pronouns

## Objectives

### Target

Nouns and Pronouns

### Learning Objectives

To identify the concepts of nouns and pronouns

To identify various types of pronouns

To learn about singular and plural nouns

To learn about subjective and objective pronouns

To learn about possessives and demonstratives

To practice the usage of nouns and pronouns in context

To review the usage of nouns and pronouns through activities and games

## Learning Point Overview

Unit	Grammar Point	Grammar in Context
1	<b>Plural Nouns</b> Singular & Plural nouns	A: Sorry. I broke your <b>pencil</b> . B: That's okay. I have many <b>pencils</b> !
	<b>Plural Nouns</b> Nouns with plural forms and singular meanings	A: Your <b>sunglasses</b> look cool! B: Your <b>mittens</b> look cute, too!
2	<b>Pronouns</b> Subjective pronouns	A: <b>You</b> look so funny. B: I am Batman!
	<b>Pronouns</b> Objective pronouns	A: Do you like your teacher? B: Yes, I like <b>her</b> a lot.
3	<b>Possessives</b> Possessive adjectives	A: Is this <b>your</b> book? B: No, it's not <b>my</b> book.
	<b>Possessives</b> Possessive nouns	A: Whose kitten is it? B: It's <b>Julian's</b> kitten.
4	<b>Demonstratives</b> Demonstrative pronouns	A: <b>This</b> is Sam. B: <b>That</b> is Jackie.
	<b>Demonstratives</b> Demonstrative adjectives	A: I like <b>these</b> blue shoes. B: How about <b>those</b> green shoes?

## Daily Lesson Plan

Process	Unit PART 1	Unit PART 2
Warm Up	Introduce Grammar Point	Review Grammar Point
Main Lesson	<p><b>Grammar Talk 1&amp;2</b> Dialogs to learn how nouns and pronouns are really used</p> <p><b>Grammar Point 1&amp;2</b> Concepts of nouns and pronouns</p> <p><b>Grammar Practice 1&amp;2</b> Exercises to improve the sense of understanding nouns and pronouns</p>	<p><b>Grammar Extension</b> Exercises to extend the usage of the target grammar point, nouns and pronouns</p> <p><b>Grammar in Passage</b> Activities to help understand the target grammar point, nouns and pronouns in context</p> <p><b>Grammar in Use</b> Activities to check the understanding of the target grammar point, nouns and pronouns</p>
Wrap Up	Review Homework	Review Homework

### Materials

**Student Book 2** pp.6-21

**Workbook 2** pp.4-11

**Teacher Tool** Lv2\_Unit 1-4

**Audio CD** Track 02-05

**Hybrid CD** Unit 1-4

## Contents in Teacher Tool

### Unit Study

#### Activity Guide

- Unit 1: Making Sentences  
Longest List
- Unit 2: Making Sentences  
Pronoun Story
- Unit 3: Making a Sentence  
Dice Sentence
- Unit 4: Making Sentences  
Mime Game

**Review Worksheet:** Grammar in Use

**Flash Cards or Word Cards**

## Plural Nouns

## Objectives

To understand singular and plural nouns

To understand the rules for plural nouns

To practice using singular and plural nouns

## Materials

SB pp.6-7

WB p.4

TT GCP Lv2\_U1

Hybrid CD U1

WS01 TTS\_U1\_Activity 1

**Unit 01 Plural Nouns**

**Grammar Point 1 Singular & Plural nouns**

We usually add -s, -es or -ies to make plural forms. Some nouns take irregular plural forms.

	Singular	Plural
<b>Regular</b>	ball → balls bus → buses baby → babies leaf → leaves	card → cards dish → dishes candy → candies knife → knives
<b>Irregular</b>	man → men foot → feet	woman → women tooth → teeth

**Grammar Practice 1**

**A. Write the plural forms.**

1. box → <u>boxes</u>	6. match → <u>matches</u>
2. lady → <u>ladies</u>	7. foot → <u>feet</u>
3. knife → <u>knives</u>	8. brush → <u>brushes</u>
4. mouse → <u>mice</u>	9. shelf → <u>shelves</u>
5. woman → <u>women</u>	10. child → <u>children</u>

**B. Circle the correct words.**

- A bus / buses stopped at the bus stop.
- Your baby brother has many tooths / teeth.
- There are two libraries / librarys in this town.
- Many children / childs like chocolate ice cream.
- The leafs / leaves turn red in autumn.
- Look at those baby / babies!

**Grammar Point 2 Nouns with plural forms and singular meanings**

Some nouns take plural forms, but they have singular meanings. Usually, these nouns are used as a pair.

Nouns used as a pair		
socks	shoes	boots
sneakers	slippers	binoculars
shorts	jeans	stockings
scissors	glasses	goggles
gloves	mitten	chopsticks

**Grammar Practice 2**

**A. Circle the nouns used as a pair.**

- My brothers like to wear baggy pants.
- We need some bats and gloves to play baseball.
- Bring colored pencils and scissors to the craft class.
- People wear special glasses to watch 3D movies.
- We use chopsticks to eat noodles.

**B. Correct the underlined words.**

- I bought new glass for my eyes. → glasses
- Andy looked at the birds with his binocular. → binoculars
- Sally wears jean to school every day. → jeans
- Mom, I need more sock. → socks
- Kevin has yellow rain boot. → boots
- Let's wear new sandal to the beach. → sandals

Student Book pp.6-7

## Warm Up

- Introduce the grammar point stated in the following. *Nouns can be sometimes countable or non-countable. And countable nouns are either singular or plural. We're going to learn about the various types of plural nouns.*

## Grammar Point 1

## Grammar Talk

- Have students listen and repeat the dialog using Hybrid CD or Teacher Tool Slide.
- Have students practice the dialog and let them fill in the blanks.
- Check the answers using the Teacher Tool Slides.

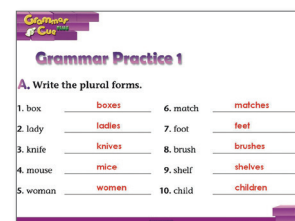
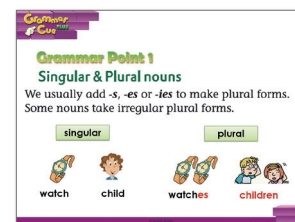
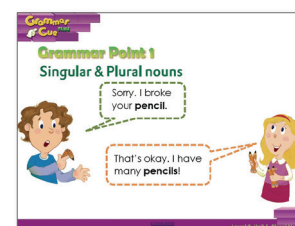
## Grammar Point

- Explain the grammar point, singular and plural nouns using the Teacher Tool Slides. *We usually add '-s,' '-es,' or '-ies' to make plural forms. Some nouns take irregular plural forms.*
- Help students practice identifying the rules for plural nouns using the Teacher Tool Slides.

## Grammar Practice 1

## A Write the plural forms.

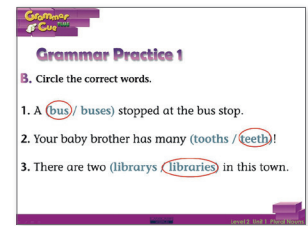
- Help students practice changing each noun into its plural form using the Teacher Tool Slide.
- Have students turn to the Student Book and complete Section A by themselves. Then check the answers using the Teacher Tool Slide.





## B Circle the correct words.

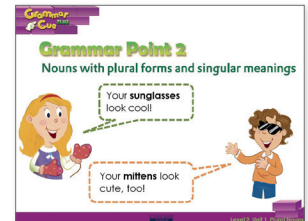
- Help students practice choosing the correct word to complete each sentence using the Teacher Tool Slides.
- Have students turn to the Student Book and complete Section B by themselves. Then check the answers using the Teacher Tool Slides.



## Grammar Point 2

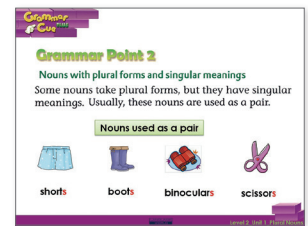
### Grammar Talk

- Have students listen and repeat the dialog using Hybrid CD or Teacher Tool Slide.
- Have students practice the dialog and let them fill in the blanks.
- Check the answers using the Teacher Tool Slides.



### Grammar Point

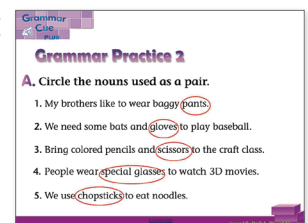
- Explain the grammar point, nouns with plural forms and singular meanings using the Teacher Tool Slides. *Some nouns take plural forms, but they have singular meanings. Usually, these nouns are used as a pair.*
- Help students practice identifying the usage of nouns with plural forms and singular meanings using the Teacher Tool Slides.



## Grammar Practice 2


### A Circle the nouns used as a pair.

- Help students practice identifying nouns used as a pair using the Teacher Tool Slide.
- Have students turn to the Student Book and complete Section A by themselves. Then check the answers using the Teacher Tool Slide.



### B Correct the underlined words.

- Help students practice writing plural forms of nouns correctly using the Teacher Tool Slide.
- Have students turn to the Student Book and complete Section B by themselves. Then check the answers using the Teacher Tool Slide.



## Wrap Up

- Help students complete the Workbook page 4 by themselves.
- When they finish, have them check with their partners. While they are checking, walk around the classroom and make sure that every student completes the given task correctly.

## Objectives

To review singular and plural nouns

To identify the rules for plural nouns

To use singular and plural nouns correctly

## Materials

SB pp.8-9

WB p.5

TT GCP Lv2\_U1

Audio CD Track 02

Hybrid CD U1

WS02 TTS\_U1\_Grammar  
in Use

### Grammar Extension

**A. Complete the sentences with the plural forms.**

- shoe Ballerinas wear ballet shoes on the stage.
- foot Eddie and Ted hurt their feet.
- toothbrush Mrs. Adams bought toothbrushes for her children.
- face I can see many happy faces in this picture.
- family Families are having vacations at the beach.
- dish I sometimes wash the dishes after dinner.
- elf Three elves were flying in the forest.
- sneaker Harry got new sneakers for his birthday present.
- goose Five geese are walking in a row.

**B. Choose the nouns and complete the sentences with the plural forms.**

mitten	pant	bookshelf	fish
apple	scissor	country	sandal

- Kelly likes fruit. She eats three apples a day.
- We need scissors to cut the paper.
- Let's put on mittens and make a snowman.
- My family travelled many countries around the world.
- Emily always wears a skirt. She never wears pants.
- Please put the books on the bookshelves.
- Dad went fishing. He caught many fish.
- I need beach sandals for summer vacation.


**C. Rewrite the sentences using the correct plural nouns.**

- Two student are from the United States.  
→ Two students are from the United States.
- Do you need a fork or chopstick?  
→ Do you need a fork or chopsticks?
- Please put on slipper in this room.  
→ Please put on slippers in this room.

### Grammar in Passage

Read, choose the words, and complete the passage with the plural forms.

point short shoe player team



Do you like basketball? We need two teams to play the game. There are five players on each team. The players shoot the ball into a basket and score two points. They wear shorts and basketball shoes.

### Grammar in Use

What do you have in your closet?

→ I have jackets and pants in my closet.

**Self Check**

- I can write the regular and irregular plural nouns. ☐
- I can tell some nouns take plural forms but they have singular meanings. ☐

Student Book pp.8-9

## Warm Up

- Review the grammar point stated in the following. *The most common plural form is adding '-s' or '-es,' such as 'apples' or 'buses.'* Some countable nouns have irregular plural forms, such as 'men' or 'children.' Also, there are some nouns that take plural forms but have singular meanings such as 'glasses.' These nouns are usually considered as a pair.

## Grammar Extension

### A Complete the sentences with the plural forms.

- Help students practice completing each sentence with the correct plural form using the Teacher Tool Slides.
- Have students turn to the Student Book and complete Section A by themselves.
- Check the answers using the Teacher Tool Slides.

### Grammar Extension

**A. Complete the sentences with the plural forms.**

- shoe Ballerinas wear ballet shoes on the stage.
- foot Eddie and Ted hurt their feet.
- toothbrush Mrs. Adams bought toothbrushes for her children.
- face I can see many happy faces in this picture.
- family families are having vacations at the beach.

### B Choose the nouns and complete the sentences with the plural forms.

- Explain the rules for plural nouns once more. *When the noun ends with 'f,' change 'f' into 'v' and add '-es' to make plural form.*
- Help students practice writing plural forms of nouns correctly using the Teacher Tool Slides.
- Have students turn to the Student Book and complete Section B by themselves.
- Check the answers using the Teacher Tool Slides.

### Grammar Extension

**B. Choose the nouns and complete the sentences with the plural forms.**

mitten	pant	bookshelf	fish
apple	scissor	country	sandal

- Kelly likes fruit. She eats three apples a day.
- We need scissors to cut the paper.
- Let's put on mittens and make a snowman.
- My family travelled many countries around the world.