

TEACHER'S GUIDE

1



Contents

Contents	2
Introduction & Components	4
Unit Guide	6

Chapter 1 Nouns

Unit 01	Person / Thing / Place / Animal	10
Unit 02	A / An	14
Unit 03	Shoes / Watches	18
Unit 04	Cookies / Juice	22

Chapter 2 Pronouns

Unit 05	Tom → He / Dog → It	28
Unit 06	I / We / You / He / She / It / They	32
Unit 07	This / That	36
Unit 08	These / Those	40

Chapter 3 Adjectives

Unit 09	Red, Blue / Big, Small	46
Unit 10	Cold ↔ Hot / Pretty ↔ Ugly	50
Unit 11	Numbers (1~100)	54
Unit 12	My / Your / His / Her	58

Chapter 4 Be-Verbs & Present Tense

Unit 13	I am, I'm not / You are, You aren't	64
Unit 14	I have / She has	68
Unit 15	I like / He likes / I want / He wants	72
Unit 16	I run / He runs	76

Chapter 5 Helping Verbs

Unit 17	I eat / I don't eat	82
Unit 18	Do you ~? / Does she ~?	86
Unit 19	I can ~ / I can't ~	90
Unit 20	Can you ~?	94

Chapter 6 Wh-Questions & Prepositions

Unit 21	What is it? / What are they?	100
Unit 22	Who is he?	104
Unit 23	Where is the book?	108
Unit 24	When is your birthday?	112

Review & Upgrade Test

Review 1-3	Let's play a board game!	118
Upgrade Test 1	Chapters 1~3	124
Review 4-6	Let's play a board game!	128
Upgrade Test 2	Chapters 4~6	134



Introduction

Teacher's Guide Book of Grammar Cue 2nd Edition is designed to provide easy-to-follow lesson plans for Student Book. This full-colored Guide Book supports learning objectives with fun and easy ideas. It also provides accessible ways on using the Teacher Tool and CD-ROM. A visualized answer key for Student Book in each page helps teachers save time to plan lessons for the class.



Each unit of Teacher's Guide Book is composed of 4 pages.

Visualized answer key for Student Book

Unit 01 Person / Thing / Place / Animal

Objectives
To understand the concept of nouns.
To distinguish person, thing, place, and animal.
To practice naming person, thing, place, and animal.

Materials
SB pp. 6-7
WB p. 4
TT GC Lvl. 1, U1
Audio CD Track 02
Hybrid CD U1
WS01 TTs, U1, Activity 1
Trash Cans

Warm Up
• Picture Talk: Have students talk about the picture using the Teacher Tool Slide. Prompt students to name the objects in the picture by asking the following questions. *What is it? Is it a robot? Where are the children? Are they in the house? What are those?*

Grammar Talk
• Have students listen and repeat the dialog using Hybrid CD or Teacher Tool Slide.
• Have students listen to the dialog again and let them fill in the blanks.
• Check the answers using the Teacher Tool Slide.

Grammar Point
B Learn Nouns.
• Introduce and practice the grammar point, nouns using the Teacher Tool Slides. *Nouns are naming words. Some nouns name person. Some nouns name things. Some nouns name places. And some nouns name animals.*

Grammar Start
C Look and circle the correct picture.
• Have students name each picture in the Student Book.
• Help students practice matching each type of noun to the correct picture using the Teacher Tool Slides.
• Have students turn to the Student Book and complete Section C by themselves. While students are working, walk around the classroom to make sure that every student is working correctly.

D Look and match.
• Have students name each picture in the Student Book.
• Help students practice matching each naming word to the correct type of noun using the Teacher Tool Slide.
• Have students turn to the Student Book and complete Section D by themselves. While students are working, walk around the classroom to make sure that every student is working correctly.

Activity
Trash Ball Game
• Divide the class into two teams. Put four trash cans labeled *person, thing, place, and animal*.
• Hand out a paper trash ball to each student. The first student of each team will pick up a card from a guessing box.
• The student reads out the word on the card and throws the paper trash ball into the correct trash can.
• If he/she throws the ball into the correct trash can, his/her team will get a point. Do the same until all students have chance to read and throw. The winner is the team that has the most points.

Wrap Up
• Help students review the grammar point using the Teacher Tool Slides of Section B.
• Have students complete the Workbook page 4 by themselves.
• When they finish, have them check with their partners. While they are checking, walk around the classroom and make sure that every student completes the given task correctly.

Objectives

Learning objectives of the first two pages of each unit

Warm Up

Introduction of grammar point

Grammar Talk

Ways to use dialogs that show how grammar is really used

Grammar Point

Simple and easy explanation about the concept of grammar point

Grammar Start

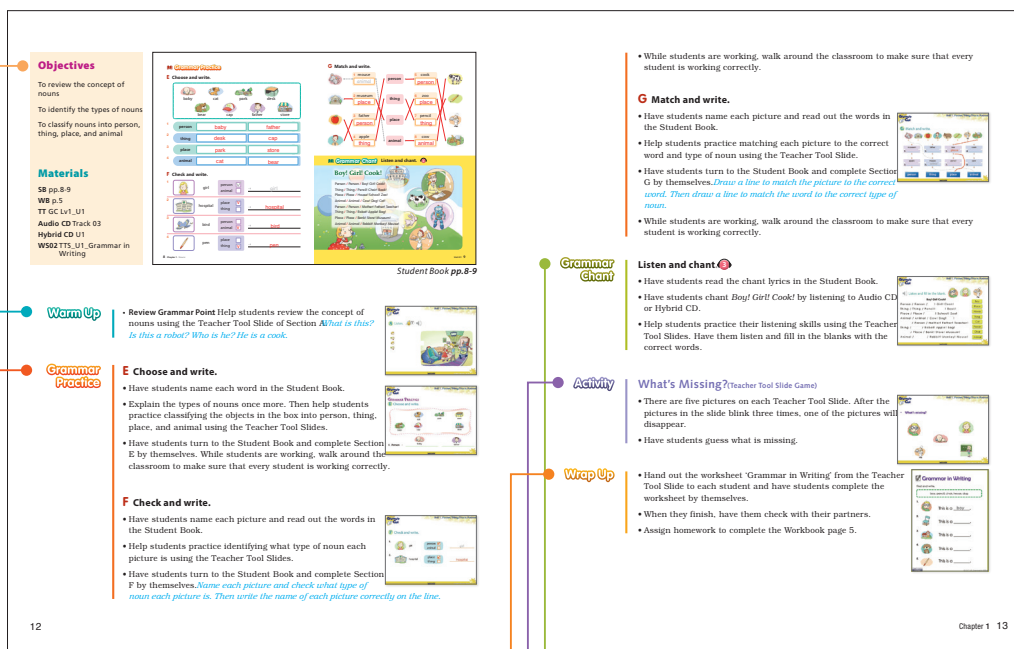
Practical teaching ways to understand the usage of grammar point

Activity

Simple and accurate explanation about activities presented in the Teacher Tool

Wrap Up

Ways to review grammar point



Objectives

Learning objectives of the first two pages of each unit

Warm Up

Practical teaching ways to review the concept and usage of grammar point

Grammar Practice

Teaching tips to identify the concept and usage of grammar point

Grammar Start

Teaching tips to enhance learner's listening skills and speaking fluency

Activity

Simple and accurate explanation about activities presented in the Teacher Tool

Wrap Up

Ways to review the concept of grammar point and to improve learner's writing skills

Components

Student Book


- Colorful Illustrations
- 6 Chapters with 24 Units
- 5 Clear Sections in Each Unit
- 2 Upgrade Tests
- Enjoyable Jazz Chants
- Fun Board Games

Workbook

- 2 Pages for Each Unit
- Practical Exercises to Identify Grammar Point

Hybrid CD (Audio + CD-ROM)

- Audio Tracks for Grammar Talk and Grammar Chant
- Interactive E-Book
- Games to Identify the Usage of Grammar Point



Teacher's Guide Book

- Full-Color Pages
- Easy-to-Follow Lesson Plans for Student Book
- Fun and Easy Ideas to Support Learning Objectives
- Accessible Teaching Ways on Using the Teacher Tool and CD-ROM
- Visualized Answer Key for Student Book

Downloadable Resources www.languageworldbooks.com

- Answer Key for Student Book
- Printable Tests and Answer Key
- Syllabus & Lesson Plan for Each Study
- Available Teacher Tool in the Classroom

Unit Guide

Grammar Cue is an interesting, fun, and easy grammar book series designed for young English learners. This book series tries to show the learners essential grammar points, and provide various encouraging activities. With this grammar book series, the learners will definitely have the chance to improve and develop their English grammar skills and ability.

Each unit is composed of 4 pages.

1st The first page of each unit introduces the target grammar point with a dialog and detailed notes.

2nd The second page of each unit provides a variety of exercises for learners to use and practice the grammar point they are learning.

3rd The third page of each unit also provides an opportunity to understand all aspects of the grammar point.

4th The fourth page of each unit allows learners to integrate the target grammar point with a new method “Grammar Chant.”

Unit 01

Person / Thing / Place / Animal

Grammar Talk

A Listen and say.

This is my house.

Is that a robot?

Yes, it is. He is a cook.

Wow!

I like this chair.

Grammar Point

B Learn Nouns.

person	thing	place	animal
boy	chair	hospital	cow
girl	book	school	dog
baby	pen	house	cat
teacher	flag	garden	mouse
cook	robot	bank	bird

Grammar Start

C Look and circle the correct picture.

- person: tree, school, boy
- thing: chair, king, rabbit
- place: flag, house, pizza
- animal: pencil, dog, bank

D Look and match.

- hospital: person
- doctor: thing
- cow: place
- phone: animal

Grammar Talk

Simple and clear contexts show how grammar is really used.

Grammar Point

This section introduces new grammar concepts.

Grammar Start

Various basic exercises give learners a sense of understanding grammar.

Grammar Practice

E Choose and write.



1 person

2 thing

3 place

4 animal

F Check and write.

1 girl

person	<input checked="" type="checkbox"/>
animal	<input type="checkbox"/>

 → girl

2 hospital

place	<input type="checkbox"/>
thing	<input type="checkbox"/>

 →

3 bird

person	<input type="checkbox"/>
animal	<input type="checkbox"/>

 →

4 pen

place	<input type="checkbox"/>
thing	<input type="checkbox"/>

 →

8 Chapter 1 - Nouns

G Match and write.

	1 mouse	person	5 cook	
	2 museum	thing	6 zoo	
	3 father	place	7 pencil	
	4 apple	animal	8 cow	

Grammar Chant Listen and chant.

Boy! Girl! Cook!

Person / Person / Boy! Girl! Cook!
 Thing / Thing / Pencil! Chair! Book!
 Place / Place / House! School! Zoo!
 Animal / Animal / Cow! Dog! Cat!
 Person / Person / Mother! Father! Teacher!
 Thing / Thing / Robot! Apple! Bag!
 Place / Place / Bank! Store! Museum!
 Animal / Animal / Rabbit! Monkey! Mouse!

Unit 01 9

Grammar Practice

Exercises show the usage of grammar in the phrases or sentences to build learners' skills and confidence in English.

Grammar Chant

This section is used to wrap up the grammar point through a grammar chant. Grammar chants use simple but effective repetition to help learners speak English automatically.



Review

This section contains a variety of follow-up activities that reinforces and builds upon grammar through a dynamic and fun board game. Also, the review section helps students build their confidence along with their grammar skills. Students work in groups or by themselves.

Each chapter provides a 2-page review for students to practice the grammar points.

Upgrade Test 1 Chapters 1-3

Name: _____ Date: _____ Score: _____ / 100

A Find and write. (2 points)

apple flower umbrella pencil
iguana cow stove

a **an**

1 _____ 5 _____
 2 _____ 6 _____
 3 _____ 7 _____
 4 _____

B Circle and write. (2 points)

1 I like _____ cakes
 2 I like _____ potatoes
 3 I like _____ butter
 4 I like _____ peaches

C Mark O or X. (2 points)

1 This is a bag. ☐
 2 This is a bottle. ☐
 3 That is a bench. ☐
 4 These are a pencil case. ☐
 5 Those are books. ☐
 6 That is a computer. ☐

D Find and write. (2 points)

1 It is a notebook. ☐
 2 They are baseball players. ☐
 3 She is a student. ☐
 4 They are buildings. ☐
 5 He is a police officer. ☐
 6 She is a doctor. ☐

60 Upgrade Test 1 62 Upgrade Test 1 Chapters 1-3 63

Upgrade Test

This part is designed to check the students' overall comprehension about the grammar point from each unit.

A 4-page upgrade test appears after every three chapters to offer review and synthesis of the target grammar points for the preceding chapters. Each book has two upgrade tests.



Nouns



Objectives

Target

Nouns and Articles

Learning Objectives

To identify the concepts of nouns and articles

To learn about the types of nouns

To learn about the articles and their usage

To learn about singular and plural nouns


To learn about countable and uncountable nouns

To practice the usage of nouns and articles in context

To review the concepts of nouns and articles through activities and games

Learning Point Overview

Unit	Grammar Point		Grammar in Context
1	Person / Thing / Place / Animal	Types of Nouns	A: This is my house . B: Is that a robot ? A: Yes, it is. He is a cook . B: Wow! I like this chair .
2	A / An	Indefinite Articles <i>a</i> and <i>an</i>	A: Where are we? B: We are in an igloo! A: It is nice! What is that? B: It is a stove.
3	Shoes / Watches	Singular Nouns and Plural Nouns	A: I like your new shoes ! B: Thanks. Look at the lady! A: Oh! She has many watches .
4	Cookies / Juice	Countable Nouns and Uncountable Nouns	A: Are you hungry? B: Yes, I am. I want some cake . A: Really? I want some juice . B: The cake looks good.



Daily Lesson Plan

Process	Unit PART 1	Unit PART 2
Warm Up	Picture Talk	Review Grammar Point
Main Lesson	<p>Grammar Talk Dialog to learn how nouns and articles are really used</p> <p>Grammar Point Concepts of nouns and articles</p> <p>Grammar Start Exercises to improve the sense of understanding nouns and articles</p> <p>Activity Team or individual activity to identify the usage of nouns and articles</p>	<p>Grammar Practice Exercises to practice the usage of the target grammar point, nouns and articles</p> <p>Grammar Chant Chant to reinforce the target grammar point, nouns and articles</p> <p>Activity Team or individual activity to identify the usage of nouns and articles</p>
Wrap Up	Review Homework	Review Homework

Materials

Student Book 1 pp.6-21

Workbook 1 pp.4-11

Teacher Tool Lv1_Unit 1-4

Audio CD Track 02-09

Hybrid CD Unit 1-4

Contents in Teacher Tool

Unit Study

Activity Guide

- Unit 1: Trash Ball Game
What's Missing?
- Unit 2: Up, Down, Left, or Right Game
Clap, Clap, Clap!
- Unit 3: Relay Race!
Match, Match!
- Unit 4: Color Me!
What Do You Want?

Review Worksheet: Grammar in Writing

Review Board Game: Unit 4

Flash Cards or Word Cards

Objectives

To understand the concept of nouns

To distinguish person, thing, place, and animal

To practice naming person, thing, place, and animal

Materials

SB pp.6-7

WB p.4

TT GC Lv1_U1

Audio CD Track 02

Hybrid CD U1

WS01 TTS_U1_Activity 1

Trash Cans

Unit 01

Person / Thing / Place / Animal

Grammar Talk

A Listen and say.


This is my **house**.

Is that a **robot**?

Yes, it is. He is a **cook**.

Wow!

I like this **chair**.



Grammar Point

B Learn Nouns.

person	thing	place	animal
boy	chair	hospital	cow
girl	book	school	dog
baby	pen	house	cat
teacher	flag	garden	mouse
cook	robot	bank	bird

Grammar Start

C Look and circle the correct picture.

- person: tree school **boy**
- thing: **chair** king
- place: flag **house**
- animal: pencil **dog**

D Look and match.

1 hospital		person
2 doctor		thing
3 cow		place
4 phone		animal

Student Book pp.6-7

Warm Up

- Picture Talk:** Have students talk about the picture using the Teacher Tool Slide. Prompt students to name the objects in the picture by asking the following questions. *What is it? Is it a robot? Where are the children? Are they in the house? What are those?*



Grammar Talk

A Listen and say.

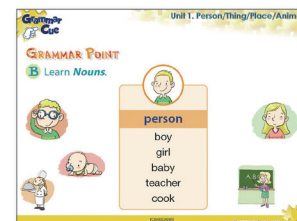
- Have students listen and repeat the dialog using Hybrid CD or Teacher Tool Slide.
- Have students listen to the dialog again and let them fill in the blanks.
- Check the answers using the Teacher Tool Slide.



Grammar Point

B Learn Nouns.

- Introduce and practice the grammar point, nouns using the Teacher Tool Slides. *Nouns are naming words. Some nouns name person. Some nouns name things. Some nouns name places. And some nouns name animals.*



Grammar Start

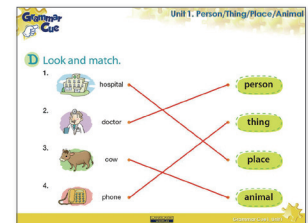
C Look and circle the correct picture.

- Have students name each picture in the Student Book.
- Help students practice matching each type of noun to the correct picture using the Teacher Tool Slides.
- Have students turn to the Student Book and complete Section C by themselves. While students are working, walk around the classroom to make sure that every student is working correctly.



D Look and match.

- Have students name each picture in the Student Book.
- Help students practice matching each naming word to the correct type of noun using the Teacher Tool Slide.
- Have students turn to the Student Book and complete Section D by themselves. While students are working, walk around the classroom to make sure that every student is working correctly.



Activity

Trash Ball Game

- Divide the class into two teams. Put four trash cans labeled *person*, *thing*, *place*, and *animal*.
- Hand out a paper trash ball to each student. The first student of each team will pick up a card from a guessing box.
- The student reads out the word on the card and throws the paper trash ball into the correct trash can.
- If he/she throws the ball into the correct trash can, his/her team will get a point. Do the same until all students have chance to read and throw. The winner is the team that has the most points.



Wrap Up

- Help students review the grammar point using the Teacher Tool Slides of Section B.
- Have students complete the Workbook page 4 by themselves.
- When they finish, have them check with their partners. While they are checking, walk around the classroom and make sure that every student completes the given task correctly.



Objectives

To review the concept of nouns

To identify the types of nouns

To classify nouns into person, thing, place, and animal

Materials

SB pp.8-9

WB p.5

TT GC Lv1_U1

Audio CD Track 03

Hybrid CD U1

WS02 TTS_U1_Grammar in Writing

Grammar Practice

E Choose and write.

baby
 cat
 bear

park
 cap
 father

desk
 store

- person
- thing
- place
- animal

F Check and write.

- girl person ☒ animal ☐ → girl
- hospital place ☒ thing ☐ → hospital
- bird person ☐ animal ☒ → bird
- pen place ☐ thing ☒ → pen

G Match and write.

1 mouse
 2 museum
 3 father
 4 apple

animal

place

person

thing

person

thing

place

animal

5 cook

6 zoo

7 pencil

8 cow

person

place

thing

animal

Grammar Chant

Listen and chant.

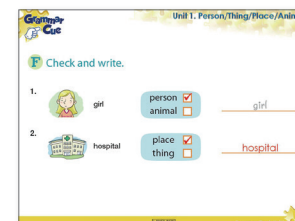
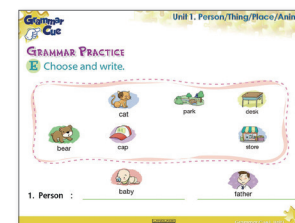
Boy! Girl! Cook!

Person / Person / Boy! Girl! Cook!
 Thing / Thing / Pencil! Chair! Book!
 Place / Place / House! School! Zoo!
 Animal / Animal / Cow! Dog! Cat!
 Person / Person / Mother! Father! Teacher!
 Thing / Thing / Robot! Apple! Bag!
 Place / Place / Bank! Store! Museum!
 Animal / Animal / Rabbit! Monkey! Mouse!

Student Book pp.8-9

Warm Up

- Review Grammar Point: Help students review the concept of nouns using the Teacher Tool Slide of Section A. *What is this? Is this a robot? Who is he? He is a cook.*



Grammar Practice

E Choose and write.

- Have students name each word in the Student Book.
- Explain the types of nouns once more. Then help students practice classifying the objects in the box into person, thing, place, and animal using the Teacher Tool Slides.
- Have students turn to the Student Book and complete Section E by themselves. While students are working, walk around the classroom to make sure that every student is working correctly.

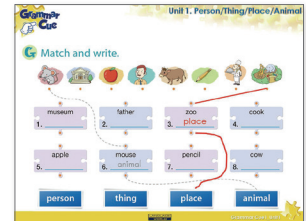
F Check and write.

- Have students name each picture and read out the words in the Student Book.
- Help students practice identifying what type of noun each picture is using the Teacher Tool Slides.
- Have students turn to the Student Book and complete Section F by themselves. *Name each picture and check what type of noun each picture is. Then write the name of each picture correctly on the line.*

- While students are working, walk around the classroom to make sure that every student is working correctly.

G Match and write.

- Have students name each picture and read out the words in the Student Book.
- Help students practice matching each picture to the correct word and type of noun using the Teacher Tool Slide.
- Have students turn to the Student Book and complete Section G by themselves. *Draw a line to match the picture to the correct word. Then draw a line to match the word to the correct type of noun.*
- While students are working, walk around the classroom to make sure that every student is working correctly.



Grammar Chant

Listen and chant. 3

- Have students read the chant lyrics in the Student Book.
- Have students chant *Boy! Girl! Cook!* by listening to Audio CD or Hybrid CD.
- Help students practice their listening skills using the Teacher Tool Slides. Have them listen and fill in the blanks with the correct words.



Activity

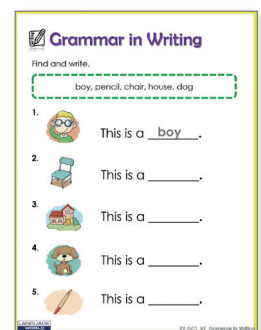
What's Missing? (Teacher Tool Slide Game)

- There are five pictures on each Teacher Tool Slide. After the pictures in the slide blink three times, one of the pictures will disappear.
- Have students guess what is missing.



Wrap Up

- Hand out the worksheet 'Grammar in Writing' from the Teacher Tool Slide to each student and have students complete the worksheet by themselves.
- When they finish, have them check with their partners.
- Assign homework to complete the Workbook page 5.



Objectives

To understand the concept of indefinite articles *a* and *an*

To understand the usage of indefinite articles *a* and *an*

To practice using indefinite articles *a* and *an*

Materials

SB pp.10-11

WB p.6

TT GC Lv1_U2

Audio CD Track 04

Hybrid CD U2

WS01 TTS_U2_Activity 1


Dice, Markers

Unit 02 A / An

Grammar Talk

A Listen and say.

Where are we?
We are in **an** igloo!
It is nice! What is that?
It is a stove.



Grammar Point

B Learn Singulars.

a	an	
a tree	an apple	an eraser
a desk	an igloo	an orange
a stove	an umbrella	an egg

Grammar Start

C Look and circle.

1 a apple / **an apple**

2 a tree / **an tree**

3 a ball / **an ball**

4 a igloo / **an igloo**

5 a umbrella / **an umbrella**

6 a cow / **an cow**

D Read and match.

1 cat

2 teacher

3 iguana

a

an

4 orange

5 stove

6 eraser

Student Book pp.10-11

Warm Up

- Picture Talk:** Have students talk about the picture using the Teacher Tool Slide. Prompt students to talk about where the children are by asking the following questions. *How's the weather? Where are the children? They are inside the igloo.*



Grammar Talk

A Listen and say.

- Have students listen and repeat the dialog using Hybrid CD or Teacher Tool Slide.
- Have students listen to the dialog again and let them fill in the blanks.
- Check the answers using the Teacher Tool Slide.



Grammar Point

B Learn Singulars.

- Introduce and practice the grammar point, indefinite articles using the Teacher Tool Slides. *We use 'a' or 'an' in front of a singular noun. When the noun begins with a consonant we use 'a.' When the noun begins with a vowel we use 'an.'*

