

Questions

Nouns

The First Grammar Program for Young Learners

# Grammar Cue



2nd Edition

Past Tense

Adjectives

Pronouns

Present Tense



LANGUAGE  
WORLD

Book

2





# CONTENTS

## Chapter 1 Nouns & Pronouns

Unit 01	A leaf → Leaves / A puppy → Puppies	06
Unit 02	A mouse → Mice / A man → Men	10
Unit 03	Are they buses? / Is it water?	14
Unit 04	Mine / Yours / His / Hers	18
Review 1	Let's play a board game!	22

## Chapter 2 Adjectives

Unit 05	Handsome / Beautiful	24
Unit 06	It is a big house. = The house is big.	28
Unit 07	Big → Bigger / Small → Smaller / Beautiful → More beautiful	32
Unit 08	Fast - Faster - The fastest, The most famous	36
Review 2	Let's play a board game!	40

## Chapter 3 Questions

Unit 09	Where are you?	42
Unit 10	What time is it?	46
Unit 11	How is he?	50
Unit 12	Whose bike is this?	54
Review 3	Let's play a board game!	58

Upgrade Test 1	Chapters 1~3	60
----------------	--------------	----



## Chapter 4 Present Tense

Unit 13	He has ~ / She goes ~ / He does ~	64
Unit 14	They fly. / It flies.	68
Unit 15	I don't ~ / She doesn't ~	72
Unit 16	Do you ~? / Are you ~?	76
Review 4	Let's play a board game!	80

## Chapter 5 Present Continuous Tense

Unit 17	I am cooking.	82
Unit 18	She is not helping me.	86
Unit 19	Are you studying math?	90
Unit 20	Who is cooking?	94
Review 5	Let's play a board game!	98

## Chapter 6 Past Tense

Unit 21	Was / Were	100
Unit 22	Play → Played	104
Unit 23	Sit → Sat	108
Unit 24	Walk → Walked / See → Saw	112
Review 6	Let's play a board game!	116

Upgrade Test 2	Chapters 4~6	118
----------------	--------------	-----



# How to use this book

**Grammar Cue** is an interesting, fun, and easy grammar book series designed for young English learners. This book series tries to show the learners essential grammar points, and provide various encouraging activities. With this grammar book series, the learners will definitely have the chance to improve and develop their English grammar skills and ability.

Each unit is composed of 4 pages.

**1st** The first page of each unit introduces the target grammar point with a dialog and detailed notes.

**2nd** The second page of each unit provides a variety of exercises for learners to use and practice the grammar point they are learning.

**3rd** The third page of each unit also provides an opportunity to understand all aspects of the grammar point.

**4th** The fourth page of each unit allows learners to integrate the target grammar point with a new method “Grammar Chant.”

**Unit 01**

A leaf → Leaves  
A puppy → Puppies

**Grammar Talk**

A Listen and say.

What do you see?  
I see five **wolves**.  
I see three **puppies**.  
I see two **calves**.  
Let's read these **stories**.

**Grammar Point**

B Learn Regular Plurals.

-f(e) → -ves	-y → -ies
a wolf → <b>wolves</b>	a city → <b>cities</b>
a leaf → <b>leaves</b>	a baby → <b>babies</b>
a calf → <b>calves</b>	a lady → <b>ladies</b>
a knife → <b>knives</b>	a candy → <b>candies</b>
a wife → <b>wives</b>	a country → <b>countries</b>
	a story → <b>stories</b>

**Grammar Start**

C Mark O or X.

1 babies

2 calves

3 ladies

4 wives

5 countrys

6 knives

D Look and circle.

1 There are two **babies** / baby.

2 There are ten **leave** / leaves.

3 There are five **knife** / knives.

4 There are three **wife** / wives.

## Grammar Talk

Simple and clear contexts show how grammar is really used.

## Grammar Point

This section introduces new grammar concepts.


## Grammar Start


Various basic exercises give learners a sense of understanding grammar.





## Grammar Practice

**E Match and write.**

- 1  ladies \_\_\_\_\_

2  countries \_\_\_\_\_

3  candies candies

4  wolves \_\_\_\_\_

**F** Find and write.

- |   |                                    |   |   |
|---|------------------------------------|---|---|
| 1 | I see three <input type="text"/> . |  | <div>cities</div> <div>leaves</div> <div>knives</div> <div>calves</div> |
| 2 | I see two <input type="text"/> .   |  |   |
| 3 | I see six <input type="text"/> .   |  |   |
| 4 | I see eight <input type="text"/> . |  |   |

8 Chapter 1 - Nouns &amp; Pronouns

**G Check and write.**

- 1



There are five candy.

There are five candies.

→

2



I see one baby.

I see three babies.

→

3



There are seven wolves.

There are seven wolfs.

→

 **Grammar Chant** Listen and chant. 

There are two wolves!

One wolf / Two wolves / There are two wolves!  
One baby / Three babies / There are three babies!  
One leaf / Four leaves / There are four leaves!  
One lady / Five ladies / There are five ladies!  
One calf / Six calves / There are six calves!  
One country / Seven countries / There are seven countries!

Unit 01 9

## • Grammar Practice

Exercises show the usage of grammar in the phrases or sentences to build learners' skills and confidence in English.

## • Grammar Chant

This section is used to wrap up the grammar point through a grammar chant. Grammar chants use simple but effective repetition to help learners speak English automatically.

## • Review

This section contains a variety of follow-up activities that reinforces and builds upon grammar through a dynamic and fun board game. Also, the review section helps students build their confidence along with their grammar skills. Students work in groups or by themselves.

Each chapter provides a 2-page review for students to practice the grammar points.

- Upgrade Test

This part is designed to check the students' overall comprehension about the grammar point from each unit.

A 4-page upgrade test appears after every three chapters to offer review and synthesis of the target grammar points for the preceding chapters. Each book has two upgrade tests.

**Review**  
**1**

## Let's play a board game!

**Rules of Play**

1. These the cards turn. 2. Move the number of spaces. 3. The first to reach the finish is the winner.

Those are  
three

Go Forward  
2 Spaces!

It is

There are four

I see ten

Go Back  
3 Spaces!

It's

They are

Circle and write.

It is

my / mine

There are

Those are

It's

I see five

Go Forward  
2 Spaces!

There are ten

Circle and write.

That book is

hers / her

It's

she -> hers  
you ->

Go Back  
3 Spaces!

Finish!

22 section 1
23

Upgrade Test 1

Chapters 1-3

Name:


Date:

Score:

/100


### A Look and circle. (x2 points)

1




sheep    sheeps

2




furnitures    furniture

3



baby    babies


4



mice    mouse


### B Find and write. (x2 points)

1




→ \_\_\_\_\_

2




→ \_\_\_\_\_

3



→ \_\_\_\_\_

4



→ \_\_\_\_\_

The pencils are yours.


They are geese.

It's money.

The books are mine.

### C Circle and write. (x2 points)


1



ugly    cute

They are \_\_\_\_\_ kittens.


2



old    new

The bike is \_\_\_\_\_.


3



light    heavy

The bags are \_\_\_\_\_.


4



fat    handsome

He is a \_\_\_\_\_ man.


5



happy    hungry

It is a \_\_\_\_\_ puppy.

6




big    small

The elephant is \_\_\_\_\_.


### D Look, find, and write. (x2 points)

1




→ \_\_\_\_\_

2




→ \_\_\_\_\_

3



→ \_\_\_\_\_

4



→ \_\_\_\_\_

It's the highest mountain.

It's the slowest car.

This dress is more beautiful than that dress.

The bag is more expensive than the pencil case.

60 upgrade test 1

chapter 1-4 61

62 upgrade test 1






chapter 1



A leaf → Leaves  
A puppy → Puppies

## Grammar Talk

A Listen and say. 

-  What do you see?
-  I see five **wolves**.
-  I see three **puppies**.
-  I see two **calves**.
-  Let's read these **stories**.



## Grammar Point

B Learn Regular Plurals.

**-f(e) → -ves**

a wolf → wol**ves**  
a leaf → lea**ves**  
a calf → cal**ves**  
a knife → kni**ves**  
a wife → wi**ves**

**-y → -ies**

a city → citi**es**  
a baby → babi**es**  
a lady → ladi**es**  
a candy → candi**es**  
a country → countri**es**  
a story → stori**es**



# Grammar Start

## C Mark O or X.

1



2



3




4



5



6



## D Look and circle.

1



There are two **babies / baby**.

2



There are ten **leave / leaves**.

3



There are five **knife / knives**.

4



There are three **wife / wives**.



# Grammar Practice

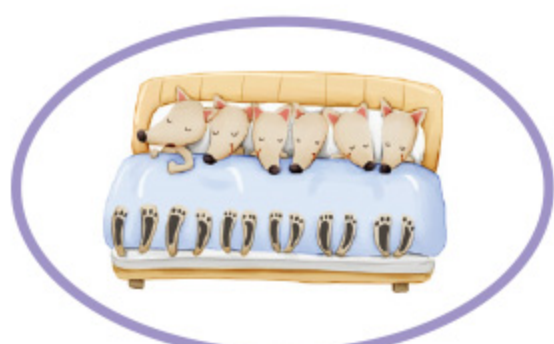
## E Match and write.

1



• ladies \_\_\_\_\_

2



• countries \_\_\_\_\_

3



• candies candies

4



• wolves \_\_\_\_\_

## F Find and write.

1

I see three .



2

I see two .



3

I see six .



4

I see eight .



cities

leaves

knives

calves



## G Check and write.

1



There are five candy. ☐  
There are five candies. ☐



2



I see one baby. ☐  
I see three babies. ☐



3



There are seven wolves. ☐  
There are seven wolfs. ☐



## Grammar Chant Listen and chant. 3

### There are two wolves!

One wolf / Two wolves / There are two wolves!

One baby / Three babies / There are three babies!

One leaf / Four leaves / There are four leaves!

One lady / Five ladies / There are five ladies!

One calf / Six calves / There are six calves!

One country / Seven countries / There are seven countries!





A mouse → Mice  
A man → Men

## Grammar Talk

A Listen and say. 

-  Now, we are on a farm.
-  What are those?
-  Those are **oxen**, **geese**, and **sheep**.
-  What are these?
-  These are **mice** and **fish**.
-  A lot of animals are on the farm.



## Grammar Point

B Learn Irregular Plurals.



### Singular → Plural

a man	→	men	a woman	→	women
a mouse	→	mice	a foot	→	feet
a tooth	→	teeth	a goose	→	geese
a fish	→	fish	a sheep	→	sheep
a deer	→	deer	a child	→	children





# Grammar Start

## C Look and match.

1



sheep

2



mice

3



women


4



teeth

## D Look and write the correct letter.


1




2



3



4



- a. These are four geese.  
c. These are six feet.

- b. These are nine deer.  
d. These are ten fish.



# Grammar Practice

## E Find and write.


1



A Do you see the  ?

B Yes, I do.

2



A Do you see the  ?

B Yes, I do.

3



A Do you see the  ?

B Yes, I do.

4



A Do you see the  ?

B Yes, I do.

fish  
children  
mice  
women

## F Circle and write.

1



These are four **mans / men** .

→

2



Those are ten **foots / feet** .

→

3



These are two **geese / geeses** .

→