

Build Reading and Communication Skills



Free App

# English Trophy

6



A\* List

Build Reading and Communication Skills



Free App

# English Trophy

6



Digital CD

**Theme 1**  
Lines and Shapes

**Sing Along**

Triangle, triangle, where can you be?  
What do we look for and what do we see?  
I'm a sail on a boat or a hanger for your coat.  
I have three angles and three straight sides.

Circle, circle, where can you be?  
What do we look for and what do we see?  
I'm a wheel on a skate, a clock, or a plate.  
I curve around in an endless line.

Triangle, circle, and square.  
Oval and rectangle, too.  
As you go through the day, pause on the way.  
And see all the shapes, that surround you.

What shapes do you see in your classroom?

### Theme

introduces the theme of the following units and activates learners' background knowledge by using a photo, a video clip, a song, and a question.

**Unit 1**  
Fiction: Realistic Fiction

**Lines at the Beach**

Look and answer.  
1 What is the title of the story?  
2 What are the people wearing?

Think and answer.  
3 What are your favorite patterns?

### Unit Introduction

presents the title page of the fiction story included in every theme. All the essential information, such as the genre, the title, the cover illustration, and the warm-up questions are provided to stimulate learners' interest in reading.

**Words to Know**

Look, listen, and repeat.

**beach**  
They are swimming at the beach.

**wavy**  
She has long, wavy hair.

**lines**  
She drew lines on the graph.

**straight**  
A barcode has a lot of straight lines.

**zigzag**  
My summer hat has a zigzag pattern.

**dotted**  
I can trace along the dotted line.

**crossed**  
Our school uniform has crossed lines on it.

**curvy**  
The road gets curvy from here.

Read aloud.


### Words to Know

provides a list of key words with photos and example sentences with audio support to further learners' understanding of the meaning and the use of the words.



**Read Aloud**

## Lines at the Beach

I am at the beach with my family.  
Where is everybody?



My mother is wearing a green hat.  
It has wavy lines.  
Where is my mother?  
There she is!

14 Theme 1 Unit 15

## Read Aloud

includes a variety of fiction stories to lead learners into the delightful world of reading. Illustrations, audio support, and questions are provided to help learners understand the story.

**Readers' Response**

**Read and answer.**

- The story is about finding \_\_\_\_\_.  
a family members    b friends    c an ice cream store
- The boy has \_\_\_\_\_ family members.  
a 6    b 7    c 8
- The boy's \_\_\_\_\_ is wearing blue swim shorts.  
a father    b sister    c aunt
- The boy's aunt is wearing an orange dress with \_\_\_\_\_.  
a crossed lines    b curvy lines    c dotted lines

**Unscramble.**

- is She wearing red bikini a
- blue swim shorts is He wearing
- an orange dress She is wearing
- T-shirts are white wearing They

**Look, read, and write.**

- It has \_\_\_\_\_ lines.  
dotted / wavy
- It has \_\_\_\_\_ lines.  
straight / wavy
- It has \_\_\_\_\_ lines.  
zigzag / crossed

**Look and write.**

The hat has _____ lines.	The swim shorts have _____ lines.
The dress has _____ lines.	The T-shirt has _____ lines.
The bikini has _____ lines.	The swimsuit has _____ lines.

dotted    crossed    wavy    zigzag    straight    curvy

22 Theme 1 Unit 23

## Readers' Response

checks and helps further learners' understanding of the story through reading comprehension and vocabulary questions.

**Readers to Speakers**

**Listen and say.**

What is he wearing?  
He is wearing a T-shirt.

**Talk with your partners.**


What is she wearing?  
He is wearing a T-shirt.

she sweater  
they jeans

**Listen, point, and chant.**

What is she wearing?  
She is wearing a green hat.  
What is he wearing?  
He is wearing blue swim shorts.

What is she wearing?  
She is wearing an orange dress.  
What are they wearing?  
They are wearing white T-shirts.



14 Theme 1

## Readers to Speakers

presents a model dialogue created from the expressions related to the topic of the story. Audio support and a role-play activity are provided for the further practice. The following easy-to-sing-along chant provides a simple, but very effective way to review the previous lessons of the unit.

### Unit 2

Non-fiction: 

## Everything Is Lines and Shapes



Look and answer.

- 1 What do you see in the picture?
- 2 How many circles do you see?

Think and answer.


- 3 What shapes do you often see around you?









26 Theme 1


### Unit Introduction

presents the title page of the non-fiction story included in every theme. All the essential information, such as the content area, the title, the cover illustration, and the warm up questions are provided to stimulate learners' interest in reading.

### Words to Know

 Look, listen, and repeat.

	<b>circle</b> The boy is drawing a <b>circle</b> with a crayon.		<b>types</b> I know many <b>types</b> of vehicles.
	<b>triangle</b> I folded the paper into a <b>triangle</b> .		<b>short</b> The pencil is <b>short</b> .
	<b>square</b> She wrote the number in the <b>square</b> .		<b>long</b> The pencil is <b>long</b> .
	<b>rectangle</b> She drew a big <b>rectangle</b> .		<b>roof</b> The cottage has a red <b>roof</b> .

 Read aloud.

28 Theme 1 Unit 2 29

### Words to Know

provides a list of key words with photos and example sentences with audio support to further learners' understanding of the meaning and the use of the words.

### Read Aloud

## Everything Is Lines and Shapes



Look at this picture. Can you draw like this?  
Every picture is made with lines and shapes.  
When lines meet, they make shapes.

Shapes come in all types and sizes.  
One line makes a circle.  
Three lines make a triangle.  
Four lines make a square.  
Two long and two short lines make a rectangle.



30 Theme 1 Unit 2 31

### Read Aloud

includes a non-fiction passage that pairs up with the fiction story in the previous unit. Photos, audio support, and questions help deliver the facts and information of the topic to learners.




**Readers' Response**

**Read and choose.**

- The story is about \_\_\_\_\_.  
a lines and shapes    b a brick house    c a red roof
- Three lines make \_\_\_\_\_.  
a a circle    b a triangle    c a square
- You can draw \_\_\_\_\_ with a square and crossed lines.  
a a wall    b a roof    c a window
- Two long and two short lines make \_\_\_\_\_.  
a a circle    b a square    c a rectangle

**Look, read, and write.**

shapes    types    lines    made    come    picture

-  Every \_\_\_\_\_ is \_\_\_\_\_ with lines and shapes.
-  Shapes \_\_\_\_\_ in all \_\_\_\_\_ and sizes.
-  When \_\_\_\_\_ meet, they make \_\_\_\_\_.

**Read and write.**

**How to Draw a House**

**Step 1** Draw a window with \_\_\_\_\_ and two \_\_\_\_\_.

**Step 2** Draw a door with two short lines and two \_\_\_\_\_.

**Step 3** Draw a triangle with \_\_\_\_\_.

**Step 4** Draw all the parts of a house with different lines and \_\_\_\_\_.

a square    long lines    crossed lines    three lines    shapes

34 Theme 1 Unit 3 35

## Readers' Response

checks and helps further learners' understanding of the passage through reading comprehension and vocabulary questions.

**Readers to Writers**

**Listen and write.**

1 line, 2 lines, 3 lines, 4!  
4 lines, 3 lines, 2 lines, 1!  
Lines can make \_\_\_\_\_.  
What shapes can lines make?

1 line can make a \_\_\_\_\_.  
3 lines can make a \_\_\_\_\_.  
4 lines can make a \_\_\_\_\_.  
With lines and shapes,  
You can make anything.

triangle    shapes    rectangle    circle

**Read and write.**

**Lines and Shapes**

Lines can make shapes.  
With one line, you can make a \_\_\_\_\_.  
With three lines, you can make a \_\_\_\_\_.  
With four lines, you can make a \_\_\_\_\_.  
With a square and two \_\_\_\_\_, you can make a window.  
With lines and \_\_\_\_\_, you can \_\_\_\_\_ anything.

square    circle    triangle  
make    make    shapes  
crossed lines

34 Unit 3 37

## Readers to Writers

provides an easy-to-sing-along chant to check and review understanding of the key sentence patterns of the passage. A writing activity is also included as a wrap-up activity to assess and reinforce learning results.

# English Trophy

## Level 6

# Contents

## Theme 1 Lines and Shapes

8

### Unit 1 Lines at the Beach 10



### Unit 2 Everything Is Lines and Shapes 26



## Theme 2 Africa

38

### Unit 3 A Day for Tippi 40



### Unit 4 Amazing Africa 56



## Theme 3 Health

68

### Unit 5 Poo Around the World 70



### Unit 6 Healthy Poo, Healthy You 86



## Theme 4 Helping Hands

98

### Unit 7 Strong Like a Wolf 100



### Unit 8 A Hero Never Gives Up 116



## Theme 5 Living Together

128

### Unit 9 Dumplings 130



### Unit 10 One Country, Many Cultures 146



# Theme 1

## Lines and Shapes

### Go Digital

Check out the video link on the Digital CD.



## Sing Along



Triangle, triangle, where can you be?  
What do we look for and what do we see?  
I'm a sail on a boat or a hanger for your coat.  
I have three angles and three straight sides.

Circle, circle, where can you be?  
What do we look for and what do we see?  
I'm a wheel on a skate, a clock, or a plate.  
I curve around in an endless line.

Triangle, circle, and square.  
Oval and rectangle, too.  
As you go through the day, pause on the way.  
And see all the shapes that surround you.



What shapes do you  
see in your classroom?



# Lines

# at the Beach



## Words to Know




Look, listen, and repeat.



**beach**

They are swimming at the **beach**.



**wavy**

She has long, **wavy** hair.



**lines**

She drew **lines** on the graph.




**straight**

A barcode has a lot of **straight** lines.




## zigzag

My summer hat has a **zigzag** pattern.




## dotted

I can trace along the **dotted** line.



## crossed

Our school uniform has **crossed** lines on it.



## curvy

The road gets **curvy** from here.

Your Turn



Read aloud.

# Lines at the Beach

I am at the beach with my family.

Where is everybody?




My mother is wearing a green hat.

It has wavy lines.

Where is my mother?

There she is!





My father is wearing blue swim shorts.

They have **straight** lines.

Where is my father?

There he is!





Find and circle the boy's father and sister.



My sister is wearing a red bikini.

It has **zigzag** lines.

Where is my sister?

There she is!





My cousin and uncle are wearing white T-shirts.

The T-shirts have **crossed** lines.

Where are my cousin and uncle?

There they are!

