

Build Reading and Communication Skills



Free App

English Trophy

5



A* List

Build Reading and Communication Skills



Free App

English Trophy

5



Digital CD

About English Trophy

Fiction Unit

Theme 1
Neighborhood

See Digital Book on the classmate.com website

Sing Along 🎵

This is my town.
This is where I live,
With my family and friends.

Here in my town,
There's a school. A school.
There's a park. A park.
There are stores. Stores.
There are many things to do!

This is my town.
This is where I live,
With my family and friends.

🗨️ What places are there in your town?



Theme

introduces the theme of the following units and activates learners' background knowledge by using a photo, a video clip, a song, and a question.

Unit 1
Fiction: Fantasy

Look and answer.

1. What is the title of the story?
2. What is the monster's job?

Think and answer.

3. What do you want to be in the future?

10 Theme 1











Unit Introduction

presents the title page of the fiction story included in every theme. All the essential information, such as the genre, the title, the cover illustration, and the warm-up questions are provided to stimulate learners' interest in reading.

Words to Know

🎧 Look, listen, and repeat.

 art gallery We go and see paintings in the art gallery .	 cook A cook works at a restaurant.
 hospital Sick people go to the hospital .	 nurse A nurse helps sick people.
 restaurant We eat a meal in a restaurant .	 midnight Midnight is twelve o'clock at night.
 building That is the oldest building in our town.	 sleepy We become sleepy at night.

🗨️ Read aloud.

12 Theme 1 Unit 1 13

Words to Know

provides a list of key words with photos and example sentences with audio support to further learners' understanding of the meaning and the use of the words.



Read Aloud

includes a variety of fiction stories to lead learners into the delightful world of reading. Illustrations, audio support, and questions are provided to help learners understand the story.

Readers' Response

Read and choose.

- The story is about _____.
a Monster Town b Monster Family c Monster School
- The monsters go to work _____.
a in the morning b in the afternoon c at midnight
- Miss Sphinx works _____.
a at the school b at the restaurant c at the hospital
- Mr. Zombie is a _____.
a teacher b cook c nurse

Unscramble.

- works the at He restaurant
- fixes leg Mr. Skeleton's She
- is nurse Ms. Mummy a
- knocks building down a The Lizard King

Look, read, and write.

teacher brain midnight

- It's _____ in Monster Town.
- She is a _____.
- His _____ burgers are the best!

Read and check.

I am a painter.
I work at the art gallery.
Who am I?

I am a builder.
I work everywhere.
Who am I?

Readers' Response

checks and helps further learners' understanding of the story through reading comprehension and vocabulary questions.

Readers to Speakers

Listen and say.

Where does she work? She works at the hospital.

Talk with your partners.

Where does he work? He works at the restaurant.

she bank
he fire station

Listen, point, and chant.

Where does Blob work?
At the gallery.
He works at the gallery.

Where does Mummy work?
At the hospital.
She works at the hospital.

Where does Sphinx work?
At the school.
She works at the school.

Where does Zombie work?
At the restaurant.
He works at the restaurant.
Yum!

Readers to Speakers

presents a model dialogue created from the expressions related to the topic of the story. Audio support and a role-play activity are provided for the further practice. The following easy-to-sing-along chant provides a simple, but very effective way to review the previous lessons of the unit.

Unit 2

Non-fiction:

Look and answer.

1. What is the girl looking at?
2. Where does she want to go?

Think and answer.

3. When do you use a map?

26 Theme 1

Unit Introduction

presents the title page of the non-fiction story included in every theme. All the essential information, such as the content area, the title, the cover illustration, and the warm up questions are provided to stimulate learners' interest in reading.

Words to Know

Look, listen, and repeat.

<div style="background-color: #ffff00; padding: 5px; margin-bottom: 5px;"> neighborhood Many people live in my neighborhood. </div> <div style="background-color: #ffff00; padding: 5px; margin-bottom: 5px;"> neighbors We have wonderful neighbors next door. </div> <div style="background-color: #ffff00; padding: 5px; margin-bottom: 5px;"> map The tourists are looking at the map. </div> <div style="background-color: #ffff00; padding: 5px; margin-bottom: 5px;"> street The store is across the street. </div>	<div style="background-color: #ffff00; padding: 5px; margin-bottom: 5px;"> bookstore We buy books at the bookstore. </div> <div style="background-color: #ffff00; padding: 5px; margin-bottom: 5px;"> backyard We have a garden in the backyard. </div> <div style="background-color: #ffff00; padding: 5px; margin-bottom: 5px;"> room I clean up my room every Sunday. </div> <div style="background-color: #ffff00; padding: 5px; margin-bottom: 5px;"> window Please open the window. </div>
--	--

28 Theme 1 Unit 2 29

Words to Know

provides a list of key words with photos and example sentences with audio support to further learners' understanding of the meaning and the use of the words.

Read Aloud

Look at the map of my **street**.
Find my house on the map.

Me on the Map

This is a **map**.
This is a map of my **neighborhood**.
It is where my **neighbors** live.
It is where they work and play.

Clues

1. My house is on Oak Street.
2. A **bookstore** is across from my house.
3. There is a big tree in the **backyard**.

30 Theme 1 Unit 2 31

Read Aloud

includes a non-fiction passage that pairs up with the fiction story in the previous unit. Photos, audio support, and questions help deliver the facts and information of the topic to learners.




Readers' Response

Read and choose.


- The story is about _____.
a towns b houses c maps
- A hospital is next to _____.
a the museum b the bank c the restaurant
- The writer's house is across from _____.
a the bookstore b the school c the backyard
- The writer's parents' room is _____ the kitchen.
a between b next to c across from


Look, read, and write.


Find on Street map room neighborhood

-  This is a _____ of my _____.
-  My house is _____ Oak _____.
-  _____ my _____ on the map.

Look, read, and write.

 This map shows streets and buildings in my _____.

 This map shows things in my _____.

 This map shows rooms in my _____.

house town room

34 Theme 1 Unit 3 35

Readers' Response

checks and helps further learners' understanding of the passage through reading comprehension and vocabulary questions.

Readers to Writers

Listen and write.

Look at the map. There is my house.
It's across from the _____.

Look at the map. There is my room.
It's next to the _____.

Look at the map. Here I am.
I'm between my bed and the _____.

Look at the map. Look at the map.
I always know where I am!


window bookstore bathroom

Listen, point, and chant.

Read and write.

My Town Map

This is a map of my neighborhood.
Find a restaurant on the map.
It is _____ the library.
The library is between the church and _____.
And an orange house is _____
_____ the restaurant.

 the mall
across from
next to

Unit 3 37

Readers to Writers

provides an easy-to-sing-along chant to check and review understanding of the key sentence patterns of the passage. A writing activity is also included as a wrap-up activity to assess and reinforce learning results.

English Trophy

Level 5

Contents

Theme 1 Neighborhood

8

Unit 1 Monsters at Work 10



Unit 2 Me on the Map 26



Theme 2 Math

38

Unit 3 12 Friendly Fish 40



Unit 4 Four Math Problems 56



Theme 3 Water Cycle

68

Unit 5 Silly Chicken Little 70



Unit 6 Up and Down 86



Theme 4 Healthy Teeth

98

Unit 7 Fall Out, Tooth!

100



Unit 8 How Many Teeth Do You Have? 116



Theme 5 Music

128

Unit 9 Janie Joins the Orchestra

130



Unit 10 Musical Instruments

146



Theme 1 Neighborhood



Go Digital

Check out the video link
on the Digital CD.





Sing Along



This is my town.

This is where I live,

With my family and friends.

Here in my town,

There's a school. A school.

There's a park. A park.

There are stores. Stores.

There are many things to do!

This is my town.

This is where I live,

With my family and friends.



What places are there in your town?

Unit 1

Fiction: *Fantasy*

Look and answer.

- 1 What is the title of the story?
- 2 What is the monster's job?

Think and answer.

- 3 What do you want to be in the future?



Monsters

Unit Work



Words to Know



Look, listen, and repeat.



art gallery

We go and see paintings in the art gallery.



hospital

Sick people go to the hospital.



restaurant

We eat a meal in a restaurant.



building

That is the oldest building in our town.



cook

A **cook** works at a restaurant.




nurse

A **nurse** helps sick people.



midnight

Midnight is twelve o'clock at night.



sleepy

We become **sleepy** at night.

Your Turn



Read aloud.



Monsters at Work

SCREEEEEEEE

The moon goes up.
SCREEEEEEEE! The alarm bat screeches.
It's **midnight** in Monster Town!



Sleepy monsters go to work.

Mr. Blob is a painter.

He works at the art gallery.

He paints a pretty flower.





Ms. Mummy is a **nurse**.
She works at the **hospital**.
“I WRAP YOU!” says the mummy.
She fixes Mr. Skeleton’s leg.



**Miss Sphinx is a teacher. She works at the school.
“What monster loves babies?” says the Sphinx.
“THE MUMMY!” say the students.**

Mr. Zombie is a **cook**. He works at the **restaurant**.
“BRAINS! BRAINS!” says Mr. Zombie.



His brain burgers are the best!

