

Build Reading and Communication Skills



Free App

English Trophy

3



A* List

Build Reading and Communication Skills



Free App

English Trophy

3



Digital CD

Theme 1
Vegetables

Sing Along 

In the garden,
You will see many veggies
For you and me.

Broccoli, carrots,
Fresh tomatoes,
Radishes, onions,
Sweet potatoes,
Peppers, peas, and mushrooms,
Spinach, cucumbers,
And celery.

In the garden,
You will see many veggies
For you and me.

How many
vegetables
do you know?



Theme

introduces the theme of the following units and activates learners' background knowledge by using a photo, a video clip, a song, and a question.

Unit 1
Fiction: Realistic Fiction


Veggie Juice
*Veggie = Vegetable

Look and answer.

1. What is the title of the story?
2. What vegetables do you see in the picture?

Think and answer.

3. Do you like vegetables?









Unit Introduction

presents the title page of the fiction story included in every theme. All the essential information, such as the genre, the title, the cover illustration, and the warm-up questions are provided to stimulate learners' interest in reading.

Words to Know

Look, listen, and repeat.

	onions Onions are round.		eggplants Eggplants are purple.
	peas These peas are small.		spinach Popeye likes spinach.
	radishes Radishes are red and green.		peppers Peppers come in many colors.

Read aloud.

Words to Know

provides a list of key words with photos and example sentences with audio support to further learners' understanding of the meaning and the use of the words.



Read Aloud

includes a variety of fiction stories to lead learners into the delightful world of reading. Illustrations, audio support, and questions are provided to help learners understand the story.

Readers' Response

Read and choose.

- The story is about _____.
a vegetables b fruits c families
- Anna thinks radishes are _____.
a purple b tiny c hard
- Danny makes _____.
a veggie cakes b veggie juice c orange juice

Unscramble.

- don't like I peas
- eggplants don't like I
- I peas like
- too They're round

Look, read, and circle.

- I like spinach / carrots.
- They're too hard / tiny.
- I don't like onions / peppers.

Read and write.

I don't like _____.

Vegetables	Reasons
onions	Too _____ !
peas	Too _____ !
radishes	Too _____ !
eggplants	Too _____ !

tiny
hard
purple
round

Readers' Response

checks and helps further learners' understanding of the story through reading comprehension and vocabulary questions.

Readers to Speakers

Listen and say.

Do you like peas?
No, I don't. They're too tiny.

Talk with your partners.

Do you like eggplants?
No, I don't. They're too purple.

onions round
radishes hard

Listen, point, and chant.

I like onions. I like onions.
I don't like onions. They're too round.


I like peas. I like peas.
I don't like peas. They're too tiny.

I like radishes. I like radishes.
I don't like radishes. They're too hard.


I like vegetables. I don't like vegetables.
But I like vegetable juice.

Readers to Speakers

presents a model dialogue created from the expressions related to the topic of the story. Audio support and a role-play activity are provided for the further practice. The following easy-to-sing-along chant provides a simple, but very effective way to review the previous lessons of the unit.

Unit 2
Non-fiction: 

Veggie Look-Alikes



Look and answer.

1. What are the faces made of?
2. What vegetables do you see?

Think and answer.


3. What is your favorite vegetable?







26 Theme 1 Unit 2 27


Unit Introduction

presents the title page of the non-fiction story included in every theme. All the essential information, such as the content area, the title, the cover illustration, and the warm up questions are provided to stimulate learners' interest in reading.

Words to Know

 Look, listen, and repeat.

	walnut A walnut has a hard shell.		brain The brain is inside the head.
	carrot The rabbit eats a carrot .		heart The heart pumps blood.
	tomato This tomato is round.		help Thank you for the help .

 Read aloud.

28 Theme 1 Unit 2 29

Words to Know

provides a list of key words with photos and example sentences with audio support to further learners' understanding of the meaning and the use of the words.

Read Aloud 

Veggie Look-Alikes



A **walnut** looks like a **brain**.
Guess what?
It's good for your brain, too!

A **carrot** looks like an eye,
and it's good for your eyes!

30 Theme 1 Unit 2 31

 Listen to all the vegetable words.

Read Aloud

includes a non-fiction passage that pairs up with the fiction story in the previous unit. Photos, audio support, and questions help deliver the facts and information of the topic to learners.




Readers' Response

Read and choose.

- The story is about food and _____.
a body languages b body colors c body parts
- A walnut looks like a _____.
a brain b heart c human body
- A _____ looks like a human body.
a carrot b tomato c ginseng root

Look, read, and write.

vegetables good eye

-  A carrot looks like an _____.
-  It's _____ for your heart.
-  Some _____ look like body parts.

Read and write.

Veggie Look-Alikes

_____ looks like a brain.

_____ looks like a human body.

_____ looks like a heart.

_____ looks like an eye.

A tomato A carrot A ginseng root A walnut

34 theme 1 Unit 2 35

Readers' Response

checks and helps further learners' understanding of the passage through reading comprehension and vocabulary questions.

Readers to Writers

Listen and circle.

A carrot / tomato looks like an eye.
A heart / walnut looks like a brain.
A tomato / carrot looks like a heart.
Some vegetables look like body parts!

A carrot is good for your eyes / whole body.
A walnut is good for your heart / brain.
A tomato is good for your brain / heart.
Vegetables are good for your body!

Listen, point, and chant.

Read and write.

Veggie Look-Alikes

Some _____ look like body parts,
and they help those parts, too.

This is a mushroom.

A _____ looks like an _____.

It's good for your ears.

mushroom ear vegetables

Unit 2 37

Readers to Writers

provides an easy-to-sing-along chant to check and review understanding of the key sentence patterns of the passage. A writing activity is also included as a wrap-up activity to assess and reinforce learning results.

English Trophy

Level 3

Contents

Theme 1 Vegetables

8

Unit1 Veggie Juice

10



Unit2 Veggie Look-Alikes

26




Theme 2 Colors

38

Unit3 The Color Babies

40



Unit4 Spin the Color Wheel!

56



Theme 3 Family

68

Unit5 My Dear Grandpa

70



Unit6 Together with Love

86



Theme 4 Senses

98

Unit 7 Five Blind Monkeys 100




Unit 8 Wonder People 116



Theme 5 Daily Routine

128

Unit 9 What Time Is It, Little Red Riding Hood? 130



Unit 10 House Rules 146



Theme 1

Vegetables



Go Digital

Check out the video link
on the Digital CD.





Sing Along



In the garden,
You will see many veggies
For you and me.

Broccoli, carrots,
Fresh tomatoes,
Radishes, onions,
Sweet potatoes.
Peppers, peas, and mushrooms,
Spinach, cucumbers,
And celery.

In the garden,
You will see many veggies
For you and me.



How many
vegetables
do you know?

Unit 1

Fiction: **Realistic Fiction**

Look and answer.

- 1 What is the title of the story?
- 2 What vegetables do you see in the picture?

Think and answer.

- 3 Do you like vegetables?



Veggie Juice

* Veggie = Vegetable



Words to Know



Look, listen, and repeat.



onions

Onions are round.



peas

These **peas** are small.



radishes

Radishes are red and green.



eggplants

Eggplants are purple.



spinach

Popeye likes spinach.



peppers

Peppers come in many colors.

Your Turn



Read aloud.




Veggie Juice

Fresh vegetables!

Mmmmm!





I like onions.

I don't like onions!
They're too round.



I like **peas**.

I don't like peas!
They're too tiny.



Point to all the vegetables
and say their names.

I like radishes.


I don't like radishes!
They're too hard.





I like eggplants.

I don't like eggplants!
They're too purple.



I like **spinach**
and **peppers**.

I don't like spinach
or peppers!
They're too green.