

Build Reading and Communication Skills



Free App

English Trophy

2



A* List

Build Reading and Communication Skills



Free App

English Trophy

2



Digital CD

Theme 1
Weather

Sing Along

Let's look outside!
How's the weather today?
How's the weather?
It's sunny.
How's the weather?
It's windy.
How's the weather?
It's cloudy.
How's the weather?
It's snowy.
How's the weather today?

Tell about your favorite weather.

Theme

introduces the theme of the following units and activates learners' background knowledge by using a photo, a video clip, a song, and a question.

Unit 1
Fiction **Realistic Fiction**

A Family Picnic

Look and answer.
1. What is the title of the story?
2. Where are they having a picnic?

Think and answer.
3. What is your favorite picnic food?

Unit Introduction

presents the title page of the fiction story included in every theme. All the essential information, such as the genre, the title, the cover illustration, and the warm-up questions are provided to stimulate learners' interest in reading.

Words to Know


Look, listen, and repeat.

	cold Winter is cold .		jacket I wear a jacket .
	T-shirt I wear a T-shirt .		scarf I wear a scarf .
	sweater I wear a sweater .		socks I wear socks .


Read aloud.

Words to Know

provides a list of key words with photos and example sentences with audio support to further learners' understanding of the meaning and the use of the words.


Read Aloud 

A Family Picnic




It is a beautiful day.
Olsen's family goes on a picnic.

Mother is **cold**.



She puts a **T-shirt** on Olsen.



14 Olsen1

15 Olsen15

Read Aloud

includes a variety of fiction stories to lead learners into the delightful world of reading. Illustrations, audio support, and questions are provided to help learners understand the story.

Readers' Response

Read and choose.

- The story is about Olsen and his _____.
a family b friends
- Father puts a _____ on Olsen.
a scarf b sweater
- At the end, Olsen _____ move!
a cannot b can



Look, read, and write the letters.







- She puts a jacket on him.
- He puts socks on him.
- She puts a T-shirt on him.

22 Olsen1

Look, read, and circle.

-  He wears a **scarf** jacket.
-  He wears a **sweater** T-shirt.
-  He wears **socks** pants.

Look and match.

	Mother	a jacket
	Father	a T-shirt
	Sister	a scarf and socks
	Brother	a sweater

23 Olsen123

Readers' Response

checks and helps further learners' understanding of the story through reading comprehension and vocabulary questions.

Readers to Speakers

Listen and say.



Who is cold? Mother is cold.

Talk with your partners.



Who is cold? Father is cold.



Grandfather
Aunt

Listen, point, and chant.

Who is cold?
Mother is cold.
She puts a T-shirt on Olsen.

Who is cold?
Father is cold.
He puts a sweater on Olsen.

Who is cold?
Sister is cold.
She puts a jacket on Olsen.

Who is cold?
Brother is cold.
He puts a scarf on Olsen.



25 Olsen125

Readers to Speakers

presents a model dialogue created from the expressions related to the topic of the story. Audio support and a role-play activity are provided for the further practice. The following easy-to-sing-along chant provides a simple, but very effective way to review the previous lessons of the unit.









Unit Introduction

presents the title page of the non-fiction story included in every theme. All the essential information, such as the content area, the title, the cover illustration, and the warm up questions are provided to stimulate learners' interest in reading.

Words to Know

Look, listen, and repeat.

 sunny It is sunny .	 drop Leaves drop .
 shine The stars shine .	 windy It is windy .
 rainy It is rainy .	 snowy It is snowy .

Read aloud.

Words to Know

provides a list of key words with photos and example sentences with audio support to further learners' understanding of the meaning and the use of the words.

Read Aloud

How Is the Weather?

 It is sunny . The sun shines . We feel the sunlight.	 It is rainy . The rain drops . We feel the rain.
---	---

Read Aloud

includes a non-fiction passage that pairs up with the fiction story in the previous unit. Photos, audio support, and questions help deliver the facts and information of the topic to learners.

Readers' Response

Read and choose.

- The story is about _____.
a weather b children
- The sun _____.
a drops b shines
- The wind _____.
a blows b falls



Look, read, and write the letters.



a It is windy. b It is sunny.
c It is rainy.

Look, read, and write.

How is the Weather?

 It is _____. The wind blows.	 It is sunny. The _____ shines.
 It is _____. The snow falls.	 It is _____. The _____ drops.

rain windy rainy snowy sun

34 Pencil Unit 35

Readers' Response

checks and helps further learners' understanding of the passage through reading comprehension and vocabulary questions.

Readers to Writers

Listen and circle.

How is the weather / mother?
It is sunny.
We feel the sunlight.
Sunny, sunny, sunny!

Who / How is the weather?
It is rainy.
We feel the rain.
Rainy, rainy, rainy!

How is the weather?
It is sunny / windy.
We feel the wind.
Windy, windy, windy!

How is the weather?
It is snowy / sunny.
We feel the snow.
Snowy, snowy, snowy!

Read and write.

Weather Report

	April 13th It is sunny. The sun _____.
	April 14th It is _____. The rain drops.
	April 15th It is _____. The wind _____.

rainy shines blows windy

Unit 37

Readers to Writers

provides an easy-to-sing-along chant to check and review understanding of the key sentence patterns of the passage. A writing activity is also included as a wrap-up activity to assess and reinforce learning results.

English Trophy

Level 2

Contents

Theme 1 Weather

8

Unit1 A Family Picnic

10



Unit2 How Is the Weather?

26



Theme 2 Transportation

38

Unit3 Wheels or No Wheels?

40



Unit4 Vehicles in Town

56



Theme 3 Senses

68

Unit5 Duck or Rabbit?

70



Unit6 Magic Pictures

86



Theme 4 Math

98

Unit 7 One for You! Two for Me! 100



Unit 8 A Fair Share 116



Theme 5 Sounds

128

Unit 9 Spring Is Here! 130



Unit 10 Listen to Your Body 146



Theme 1

Weather

Go Digital

Check out the video link on the Digital CD.





Sing Along



Let's look outside!
How's the weather today?

How's the weather?
It's sunny.

How's the weather?
It's windy.

How's the weather?
It's cloudy.

How's the weather?
It's snowy.

How's the weather today?



Tell about your
favorite weather.

Unit 1

Fiction: Realistic Fiction

Look and answer.

- 1 What is the title of the story?
- 2 There are four / five people.

Think and answer.

- 3 What are you wearing today?

A Family Picnic



Words to Know



Look, listen, and repeat.



cold

Winter is **cold**.



T-shirt

I wear a **T-shirt**.



sweater

I wear a **sweater**.



jacket

I wear a **jacket**.



scarf

I wear a **scarf**.



socks

I wear **socks**.

Your Turn



Read aloud.

A Family Picnic



It is a beautiful day.
Olsen's family goes on a picnic.

Mother is cold.



She puts a T-shirt on Olsen.






Father is cold.

He puts a sweater
on Olsen.





Sister is cold.



She puts a **jacket** on Olsen.



Find and circle Olsen's jacket.



Brother is cold.

He puts a scarf and socks on Olsen.



Olsen cannot move!

