

Build Reading and Communication Skills



Free App

English Trophy

1



A* List

Build Reading and Communication Skills



Free App

English Trophy

1



Theme 1
My Body

Sing Along

Put your hands up in the air.
Put your hands down on your nose.
Put your hands up in the air.
Now bend down and touch your toes.
Everybody, turn around.
Now let's all jump up and down.

Put your right hand in the air.
Put your right hand on your lips.
Put your left hand in the air.
Now put both hands on your hips.
Everybody, turn around.
Now let's all jump up and down.

Tip toe quietly to your seat.
Don't let anyone hear your feet.
Put your hands down in your lap.
Bow your head and take a nap.

Tell about your body parts.

Theme

introduces the theme of the following units and activates learners' background knowledge by using a photo, a video clip, a song, and a question.

Unit 1
Fiction: *Scalable Fiction*

Who Am I?

Look and answer.

1. What is the title of the story?
2. Find a monster with one eye.

Think and answer.

3. Are the monsters the same or different?

Unit Introduction

presents the title page of the fiction story included in every theme. All the essential information, such as the genre, the title, the cover illustration, and the warm-up questions are provided to stimulate learners' interest in reading.

Words to Know

Look, listen, and repeat.

	head I have a head .		nose I have a nose .
	mouth I have a mouth .		arms I have two arms .
	eyes I have two eyes .		legs I have two legs .

Read aloud.

Words to Know

provides a list of key words with photos and example sentences with audio support to further learners' understanding of the meaning and the use of the words.

Read Aloud

Who Am I?

I have a **head**.
I have no hair.
I have a **mouth**.
I have no teeth.

Who am I?

14 Theme 1 Answer: The baby
Unit 15

Read Aloud

includes a variety of fiction stories to lead learners into the delightful world of reading. Illustrations, audio support, and questions are provided to help learners understand the story.

Readers' Response

Read and choose.

- The story is about _____.
a body parts b families
- I have eight arms.
I have no hands. a b
- I have a head.
I have no hair. a b

Look, read, and circle.

- I have two **eyes**, **mouths**.
- I have one **hair**, **nose**.
- I have two **heads**, **legs**.

Look, read, and circle.

- I have a head.
 Yes No
- I have two noses.
 Yes No
- I have six arms.
 Yes No

Look and write.

I am a monster.
I have _____ eyes, _____
mouth, _____ teeth,
and _____ arm.
I have _____ noses.

no one two three

20 Theme 1 Unit 21

Readers' Response

checks and helps further learners' understanding of the story through reading comprehension and vocabulary questions.

Readers to Speakers

Listen and say.

What do you have?
I have **three eyes**.

Talk with your partners.

What do you have?
I have **ten eyes**.

ten fingers
ten toes

Listen, point, and chant.


Eyes, nose, mouth.
What do you have?
Eyes, nose, mouth.
What do you have?
I have two eyes.
I have one nose.
I have one mouth.
Eyes, nose, mouth.
Arms, hands, head.
What do you have?
Arms, hands, head.
What do you have?
I have two arms.
I have two hands.
I have one head.
Arms, hands, head.

22 Theme 1 Unit 21

Readers to Speakers

presents a model dialogue created from the expressions related to the topic of the story. Audio support and a role-play activity are provided for the further practice. The following easy-to-sing-along chant provides a simple, but very effective way to review the previous lessons of the unit.

Unit 2

Non-fiction: 

Same but Different



Look and answer.

- 1 What is the title of the story?
- 2 The children look all the same / different.

Think and answer.


- 3 Do your friends look the same or different?







24 Theme 1 Unit 2 25


Unit Introduction

presents the title page of the non-fiction story included in every theme. All the essential information, such as the content area, the title, the cover illustration, and the warm up questions are provided to stimulate learners' interest in reading.

Words to Know

 Look, listen, and repeat.

 <p>same The balls are the same.</p>	 <p>smell I smell flowers.</p>
 <p>different The balls are different.</p>	 <p>speak I speak English.</p>
 <p>see I see flowers.</p>	 <p>food We like the same food.</p>

 Read aloud.

26 Theme 1 Unit 2 27

Words to Know

provides a list of key words with photos and example sentences with audio support to further learners' understanding of the meaning and the use of the words.

Read Aloud

Same but Different

We are the **same**.
We have two eyes.
We have a nose.
We have a mouth.

We are **different**.
We have different eyes.
We have different noses.
We have different mouths.



28 Theme 1 Unit 2 29

Read Aloud




includes a non-fiction passage that pairs up with the fiction story in the previous unit. Photos, audio support, and questions help deliver the facts and information of the topic to learners.

Readers' Response







Read and choose.

- The story is about _____ body parts.
a different b the same
- We speak different _____.
a words b food
- We smell with our _____.
a mouths b noses

Read and match.

- We speak _____ with our eyes. 
- We smell _____ with our mouths. 
- We see _____ with our noses. 

Read and write the letters.

We Are the Same.  We have two eyes. <input type="text"/>	We Are Different.  <input type="text"/>
 <input type="text"/>	 We have different noses. <input type="text"/>
 We have a mouth. <input type="text"/>	 <input type="text"/>

a We have different mouths. b We have a nose.
c We have different eyes.

32 There! Unit 33

Readers' Response

checks and helps further learners' understanding of the passage through reading comprehension and vocabulary questions.

Readers to Writers

Listen and circle.

We are the same.
We have two / one eyes.
We are the same.
We have one nose.
We are the same.
We have one mouth / nose.
We are the same!

We are different.
We have different eyes.
We are different.
We have different nose / noses.
We are different.
We have different mouths.
We are same / different.

Read and write.

John and I 

John and I are friends.
We are the _____.
We have _____ eyes.

We are different.
We have different _____.
We are the same, but different!

two eyes same

34 There! Unit 35

Readers to Writers

provides an easy-to-sing-along chant to check and review understanding of the key sentence patterns of the passage. A writing activity is also included as a wrap-up activity to assess and reinforce learning results.

English Trophy

Level 1


Contents

Theme 1 My Body

8

Unit1 Who Am I?

10



Unit2 Same but Different

24



Theme 2 Animals

36

Unit3 Fee-faw-fum!

38



Unit4 Animals at Home

52



Theme 3 Stories

64

Unit5 The Prince Can't Fight

66



Unit6 Fairies in the Stories

80



Theme 4 Things and Shapes

92

Unit 7 I Can't Sleep!

94



Unit 8 Shapes Around You

108



Theme 5 Friends

120

Unit 9 Jenny and Jane

122



Unit 10 Friends in the World

136



Theme 1

My Body



Go Digital

Check out the video link on the Digital CD.



Sing Along



Put your hands up in the air.
Put your hands down on your nose.
Put your hands up in the air.
Now bend down and touch your toes.
Everybody, turn around.
Now let's all jump up and down.

Put your right hand in the air.
Put your right hand on your lips.
Put your left hand in the air.
Now put both hands on your hips.
Everybody, turn around.
Now let's all jump up and down.

Tip toe quietly to your seat.
Don't let anyone hear your feet.
Put your hands down in your lap.
Bow your head and take a nap.



Tell about your
body parts.

Unit 1

Fiction: Realistic Fiction

Look and answer.


- 1 What is the title of the story?
- 2 Find a monster with one eye.

Think and answer.

- 3 Are the monsters the same or different?



Who Am I?



Words to Know



Look, listen, and repeat.



head

I have a **head**.



mouth

I have a **mouth**.



eyes

I have two **eyes**.



nose

I have a **nose**.



arms

I have two **arms**.



legs

I have two **legs**.

Your Turn



Read aloud.



Who Am I?





I have a **head**.

I have no hair.

I have a **mouth**.

I have no teeth.

Who am I?


Answer : The baby

I have two **eyes**.

I have no **noses**.

I have eight **arms**.





I have no hands.





There are 10 / 12 eyes.

Who am I?




Answer : The octopus

20'

15'

10'

5'



I have three eyes.
I have no heads.
I have two legs.
I have no noses.